

CONTENTS

4	Unit 1 Basics & To be
12	Unit 2 Basics 2 & Conversation
21	Unit 3 To be: Question and Negative Forms
31	Unit 4 Present Simple
38	Unit 5 Possessive Adjectives & Demonstratives
47	Unit 6 Present Simple: Question and negative forms
57	Unit 7 Past Simple
66	Unit 8 Numbers & Time

75	Unit 9 Speaking
77	Unit 10 Review lesson
84	Unit 11 Can & Could
92	Unit 12 Present Continuous
100	Unit 13 Present Continuous Vs. Present Simple
108	Unit 14 Future
116	Unit 15 Past Continuous & Making Requests
123	Unit 16 Past Participle & Review
133	Unit 17 IELTS Listening Introduction
139	Unit 18 IELTS Speaking Introduction

“

The noblest pleasure is the
joy of understanding.

- Leonardo da Vinci

”



UNIT 1

Basics & To be



The Alphabet

Easy but Important

A- B- C- D- E- F- G- H- I- J- K- L- M- N- O- P- Q- R- S- T- U- V- W- X- Y- Z

a- b- c- d- e- f- g- h- i- j- k- l- m- n- o- p- q- r- s- t- u- v- w- x- y- z

Students need to learn the sounds and how to write properly.

To be verbs:

According to the verb of sentences, there are two types of sentences in English

1. Sentences with “**to be**”
2. Sentences with “**Main verbs**”

“**To be**” is the root of **am/is/are**.

Main verbs have meanings related to actions, events and states. Most verbs in English are main verbs, such as: Go, Eat, Drink, Have and etc.


The following is the structure of sentences with to be verbs:

Subject + To be + (Adjective / Noun Phrase / Adverb)

Examples:

- He is bad.
- He is a doctor.
- He is here.

 **Hint:** We always use “**a**”, “**an**” or “**plural s**” with noun phrases, but never with adjectives and adverbs.

 **Hint:** Here are the **subjective pronouns** that play the role of the subject in sentences

I – You – She – He – It – We – You – They

Each “**subjective pronoun**” has its own special “to be verb”:

I am

He/She/It is

We/You/They are

Contractions:

The shortened forms of “**subjective pronouns**” and “**to be verbs**” are presented below:

I am

I'm

He is

He's

She is

She's

It is

It's

You are

You're

We are

We're

They are

They're

①

Exercise 1: Let's practice some statements. Substitute adjectives (green, old, new, etc.) in the proper position.

Teacher: **Green**

Student: **The book is green.**

Teacher: **New**

Student: **The book is new.**

Teacher: **Old**

Student: **The book is old.**

1. Small

2. Closed

3. Large

4. Blue

5. Open

6. New

Substitute the words in the proper position in statements:

The pencil is new.

1. The watch

3. The chair

5. The comb

7. The pen

2. The table

4. The book

6. The key

8. The car

Noun phrase, subject pronoun, and verb BE (am-is-are):

SINGULAR:

- **I am** (I am hungry.)
- **You are** (You are hungry.)
- **Mary is** (Mary is hungry.)
- **She is** (She is hungry.)
- **John is** (John is hungry.)
- **He is** (He is hungry.)
- **The book is** (The book is red.)
- **It is** (It is red)

PLURAL:

- **My father and I are** (My father and I are hungry.)
- **We are** (We are hungry.)
- **You and John are** (You and John are hungry.)
- **You are** (You are hungry.)
- **John and Mary** (John and Mary are hungry.)
- **They are** (They are hungry.)
- **The books are** (The books are red.)
- **They are** (They are red.)

2

Exercise2: Substitute the words in the proper position. Then translate the sentences.

John is hungry.

- | | | |
|--------------|----------------------|--------------|
| 1. Tired | 11. You | 21. Late |
| 2. Cold | 12. She | 22. Handsome |
| 3. From Iran | 13. Sleepy | 23. Bored |
| 4. Happy | 14. Twenty years old | 24. Wrong |
| 5. In class | 15. They | 25. They |
| 6. A student | 16. I | 26. Late |
| 7. I | 17. Beautiful | 27. Tall |
| 8. Right | 18. Late | 28. She |
| 9. A doctor | 19. Early | 29. Kind |
| 10. Thirsty | 20. He | 30. He |



Homework

1

Exercise 1: Substitute the words in the proper position. Then translate the sentences.

They are twenty years old.

- | | | |
|---------------------------|-------------------------|------------------|
| 1. I | 8. In the kitchen | 15. Busy |
| 2. From Paris | 9. From India | 16. Hungry |
| 3. At work | 10. A lawyer | 17. Funny |
| 4. A dentist | 11. Seventeen years old | 18. Handsome |
| 5. Thirty eight years old | 12. She | 19. The boys |
| 6. In the bedroom | 13. He | 20. They |
| 7. A pilot | 14. Punctual | 21. Good looking |

1.

2.

3.

4.

5.

6.

7.

8.

9.

10.

11.

12.

13.

14.

15.

16.

17.

18.

19.

20.

21.

2

Exercise2: Substitute the words in the proper position:

I'm hungry.

- 1. Happy 2. Sad 3. Nice 4. Young 5. Clever

- 1. 2.
- 3. 4.
- 5.

The ball is red.

- 1. Green 2. Small 3. Round 4. Shiny

- 1. 2.
- 3. 4.

You're cold.

- 1. Tired 2. Thirsty 3. Punctual 4. Funny 5. Thin

- 1. 2.
- 3. 4.
- 5.

He's angry.

- 1. Tall 2. Short 3. Right 4. Big

- 1. 2.
- 3. 4.

They're strong.

- 1. Noisy 2. Loud

- 1. 2.

We're good looking.

- 1. Pretty 2. Ugly

- 1. 2.

My sister and I are sad.

- 1. You and my brother 2. Attractive

- 1. 2.

3

Exercise 3: Substitute the words in the proper position:

John is hungry.

- 1. Mary's:
- 2. She's:
- 3. Tired:
- 4. You're:
- 5. They're:
- 6. John's:
- 7. Thirsty:
- 8. He's:
- 9. I'm :
- 10. You're:
- 11. Old:
- 12. We're:
- 13. The teacher's:
- 14. Mr. Green's:
- 15. Mrs. Jackson's:
- 16. Young:
- 17. My mother's:
- 18. The girl's:
- 19. My friend's:
- 20. From Japan:
- 21. The doctor's:
- 22. The pilot's:
- 23. The lawyer's:
- 24. 20 years old:
- 25. The book's:
- 26. Large:
- 27. New:
- 28. Closed :
- 29. Open:
- 30. Green:
- 31. Small:
- 32. The boy's:
- 33. The table's:
- 34. Heavy:
- 35. Light:
- 36. Brown:

4

Exercise 4: Translate the following sentences into English.

۱. جان خسته است.
۲. جان اهل امریکا است.
۳. جان و مری اهل امریکا هستند.
۴. جان و مری باهوش هستند.
۵. آن‌ها اینجا هستند.
۶. آن‌ها پر سر و صدا هستند.
۷. تو یک مهندس هستی.
۸. شما مهندس هستید.
۹. او (پسر) تشنه است.
۱۰. او گرسنه است.
۱۱. او (دختر) زیباست.
۱۲. او کسل است.
۱۳. او جذاب است.
۱۴. میز سبک است.
۱۵. میز آن‌جا است.
۱۶. میزها آن‌جا هستند.
۱۷. صندلی سبز است.
۱۸. آن سبز است.
۱۹. آن‌ها سنگین هستند.
۲۰. من بیست و سه ساله هستم.
۲۱. ما پانزده ساله هستیم.
۲۲. پسرها در خانه هستند.
۲۳. دخترها خجالتی هستند.
۲۴. آن‌ها تنبل هستند.
۲۵. ما جوان هستیم.
۲۶. مری پیر است.
۲۷. آن‌ها معلم هستند.
۲۸. تو یک دانش‌آموز هستی.
۲۹. مری مهربان است.
۳۰. او (دختر) زیباست.

UNIT 2

Basic 2 & Conversation



Conversations for greeting

Memorize the conversations

A: Good morning, my name is Elizabeth. But please call me Beth.

B: I'm Jack. It's pleasure to meet you, Beth.

A: Nice to meet you too. What do you do for a living Jack?

B: I work at the bank.

A: Hi, Mr. Garcia. How are you?

B: Great, How about you Ms. Chen?

A: Not bad, thanks.

A: Good afternoon, Mrs. Morgan. How is it going?

B: Pretty good. How do you do Miss Smith?

A: I'm just fine. Thank you.

B: See you next time.

A: Have a good day.

A: Hey man, how are you doing?

B: What a surprise. Long time no see. How have you been?

A: I'm doing very well. How about you?

B: As usual.

A: I've got to get back to work.

B: Catch you later.

A: Talk to you soon.

Letters

“A- B- C- ...” are called letters. There are two kinds of letters in English, “**Vowels**” and “**Consonants**”.

Vowels: A- I- E- O- U- Y

Consonants: B- C- D- F- G- H- J- K- L- M- N- P- Q- R- S- T- U- V- W- X- Y- Z

Pay attention that “U & Y” are both vowel and consonant.



Hint: All words whose first letter is a vowel should be preceded by «**an**» instead of «**a**»

A dog- A hat- A book- A pencil- A pen- A university

An apple- An orange- An umbrella- An egg



Hint: Also, the pronunciation of “**the**” is different before a word starting with a “**vowel**”.

Class activity: Listen and practice. Then practice with your own names.

A: What’s your name?

B: I’m Sarah Conner.

A: Is that S – A – R – A – H?

B: Yes, that’s right.

A: How do you spell your last name? C- O –N – N – O- R?

B: No, it’s C- O- N – N – E – R.

1

Exercise 1: Spell these words.

1. Chair

3. Desk

5. Pencil

7. Table

2. Wastebasket

4. Eraser

6. Clock

8. Map

Conversation

A: Hi, this is David. Is Mr. Roberts there?

B: I’m sorry, but he’s not here right now.

Do you want to leave him a message?

A: Yes, please tell him to call me at work.

Different usages of “It”

● First:

Used to refer to a **thing, animal, situation, idea** etc. that has already been mentioned or is already known about:

- - Where's your **office**? + **It's** on the third floor
- I love **spring**. **it's** wonderful.
- **The building is on fire**. **It** is terrible!

● Second:

Used to refer to the situation that someone is in now, or what is happening now:

- Stop **it** you two!

● Third:

Used as the subject of a sentence when you are talking about the **weather, the time, a distance** etc.:

- **It** is rainy.
- **It** is 4 o'clock.
- **It's** my birthday today.
- **It's** over 200 miles from London to Manchester.

● Fourth:

Used to refer to a baby when you don't know what sex the baby is:

- Is **it** a boy or a girl?

● Fifth:

Used to say who a person is:

- **Who's that?** **It's** John.

Used to say who is speaking, especially on the phone:

- Hello, **it's Frank** here.

● Sixth: That's it:

Used to say that something is completely finished or that a situation cannot be changed:

- **That's it**. There's nothing more we can do.

Used to tell someone that they are doing something correctly:

- Great, **that's** it.

Days of the week

Saturday

Sunday

Monday

Tuesday

Wednesday

Thursday

Friday

- What day is it today?
- What day will it be tomorrow?
- What day will it be after tomorrow?
- What day was yesterday?
- What day was it before yesterday?

Months of the year

1. January

Jan.

2. February

Feb.

3. March

Mar.

4. April

Apr.

5. May

May.

6. June

Jun.

7. July

Jul.

8. August

Aug.

9. September

Sep.

10. October

Oct.

11. November

Nov.

12. December

Dec.

- What month is it?
- What month will it be next month?
- What month was last month?

Season of the year

Spring

April - May - June

Summer

July - August - September

Fall / Autumn

October - November - December

Winter

January - February - March

- What season is now?
- What's your favourite season?

2

Exercise 2: The students should repeat the sentences below after the teacher and also they should translate them in their own language.

- | | | | |
|--------------------|-------------------|------------------|-----------------|
| 1. It's Wednesday. | 7. It's late. | 13. It's cool. | 19. It's sunny. |
| 2. It's Sunday. | 8. It's early. | 14. It's hot. | 20. It's foggy. |
| 3. It's Thursday. | 9. It's right. | 15. It's cold. | 21. It's rainy. |
| 4. It's June. | 10. It's wrong. | 16. It's warm. | 22. It's snowy. |
| 5. It's May. | 11. It's correct. | 17. It's cloudy. | |
| 6. It's April. | 12. It's nice. | 18. It's windy. | |

Numbers

0	1	2	3	4	5	6	7	8	9	10
Zero (oh) (nil)	One	Two	Three	Four	Five	Six	Seven	Eight	Nine	Ten

Practice the numbers

A: What's your phone number?

B: It's (2 0 1) 555-2491

- Work phone
- Home phone
- Cell phone



Hint: You have two ways to tell your age to someone.

• "How old are you?"

1. I'm 32 years old.

2. 32



London Streets

Listen and practice. Notice the word stress.

Numbers					
3	Three	13	Thir teen	30	Thirty
4	Four	14	Four teen	40	Forty
5	Five	15	Fif teen	50	Fifty
6	Six	16	Six teen	60	Sixty
7	Seven	17	Sevent een	70	Seventy
8	Eight	18	Eight teen	80	Eighty
9	Nine	19	Nin eteen	90	Ninety

NUMBERS

Listen and practice.

Ten	Twenty	Thirty	Forty	Fifty
Eleven	Twenty one	Thirty one	Forty one	Sixty
Twelve	Twenty two	Thirty two	Forty two	Seventy
Thirteen	Twenty three	Thirty three	Forty three	Eighty
Fourteen	Twenty four	Thirty four	Forty four	Ninety
Fifteen	Twenty five	Thirty five	Forty five	One hundred
Sixteen	Twenty six	Thirty six	Forty six	One hundred one
Seventeen	Twenty seven	Thirty seven	Forty seven	One hundred two
Eighteen	Twenty eight	Thirty eight	Forty eight	One hundred three
Nineteen	Twenty nine	Thirty nine	Forty nine	One hundred four

Conversation

A: How old are you?

B: I'm eighteen (years old).
I'm a teenager.

A: How old is she?

B: I think she is twenty five.
A: How old is he?
B: He is sixty (years old).



Homework

1

Exercise 1: Write the numbers in words:

- | | |
|-----------------------|-----------------------|
| 1. 28: | 12. 118: |
| 2. 59: | 13. 74: |
| 3. 33: | 14. 13: |
| 4. 90: | 15. 93: |
| 5. 148: | 16. 130: |
| 6. 102: | 17. 12: |
| 7. 129: | 18. 30: |
| 8. 88: | 19. 129: |
| 9. 155: | 20. 41: |
| 10. 110: | 21. 40: |
| 11. 66: | 22. 50: |

2

Exercise 2: Substitute the words in the proper position.

John is hungry.

1. Cold:
2. A student:
3. In class:
4. John and Mary:
5. Tired:
6. From California:
7. Tom:
8. Happy:
9. In the United States:
10. I:
11. Right:
12. Busy:
13. A doctor:
14. Thirsty:
15. You:
16. Mary:
17. Sleepy:
18. Eighteen years old:

3

Exercise 3: Translate the following sentences into English.

- ۱. جان مشغول است.
- ۲. آن ها این جا هستند.
- ۳. او (دختر) سی ساله است.
- ۴. من سیزده ساله هستم.
- ۵. (امروز) پنجشنبه است.
- ۶. (هوا) سرد است.
- ۷. (هوا) گرم است.
- ۸. جان یک دانش آموز است.
- ۹. آن ها آن جا هستند.
- ۱۰. حق با تو است.
- ۱۱. جان اشتباه می کند.
- ۱۲. مری اهل پاریس است.
- ۱۳. او (پسر) اهل استرالیا است.
- ۱۴. آن ها چاق هستند.
- ۱۵. ما دیر کردیم.

UNIT 3

To be: Question and Negative Forms



Pronunciation Hints

We pronounce "T+Y", "Ch" like:

- What's **y**our name?
- Don't **t** you like it
- **N**atural
- **A**ctually

We pronounce "S+Y", "Sh" like:

- Yes, **y**ou are.
- **I**nsurance
- Bless **y**ou.

We pronounce "TION" and "SION", "Shn" like:

- **N**ational
- **C**onversation
- **A**ttention
- **P**ronunciation
- **P**ermission
- **M**ission
- **A**dmission
- **P**assion



Hint: We barely pronounce "tion" as "ch" like "question"

We pronounce "Z+Y", "Zh" like:

- How's **z** your family?
- Who's **z** your friend?
- Where's **z** your mom?
- **C**asual
- **V**isual

We pronounce "D+Y", "J" Like:

- **E**ducation
- **I**ndividual
- **G**raduation

We pronounce "tt", "d" (in American accent) like:

- Betty
- Butter
- Better
- Pretty

Plural "-S" endings:

s=/z/		s=/S/		es=/IZ/	
Singular	Plural	Singular	Plural	Singular	Plural
Telephone	Telephones	Desk	Desks	Sentence	Sentences
Camera	Cameras	Map	Maps	Exercise	Exercises
Bag	Bags	Basket	Baskets	Watch	Watches

1

Exercise 1: Write the plural form of nouns below. And then practice with your teacher.

- | | | | | | | |
|------------|--------------|----------|----------|----------|------------|--------------|
| 1. Picture | 3. Briefcase | 5. Stamp | 7. Glass | 9. Chair | 11. Clock | 13. Umbrella |
| 2. Camera | 4. Earring | 6. Key | 8. Plate | 10. Box | 12. Pencil | 14. Shirt |

Irregular Nouns

Singular	Plural
Man	Men
Gentleman	Gentlemen
Policeman	Policemen
Businessman	Businessmen
Businesswoman	Businesswomen
Woman	Women
Child	Children
Wife	Wives
Knife	Knives
Loaf	Loaves
Leaf	Leaves
Shelf	Shelves
Foot	Feet
Tooth	Teeth
Mouse	Mice
Sheep	Sheep
Fish	Fish
-----	People-Police-Clothes
News	-----



Hint: There is no difference in the pronunciation of the final syllables of **gentleman** and **gentlemen**, **policeman** and **policemen**, etc.



Hint: The difference in the pronunciation of **woman** and **women** is in the first vowel. The difference in the final vowels is an orthographic change only.

2

Exercise 2: Practice irregular plurals.

I see a man.

I see two men.

- | | | | |
|--------------|----------|-------------------|-----------------|
| 1. Gentleman | 5. Foot | 9. Fish | 13. Policeman |
| 2. Woman | 6. Tooth | 10. Salesman | 14. Wife |
| 3. Child | 7. Mouse | 11. Shelf | 15. Leaf |
| 4. Knife | 8. Sheep | 12. Loaf of bread | 16. Businessman |

Making questions with to be verbs:

We need to put “**to be verbs**” at the beginning of the sentences.

Example:

- He **is** a student. - **Is** he a student?
- You **are** a student. - **Are** you a student?
- She **is** from the U.S. - **Is** she from the U.S.?

3

Exercise 3: Substitute the words below in the question and make necessary changes.

Is he a student?

- | | | | |
|--------------|-----------------|--------------|--------------|
| 1. Doctor | 6. You | 11. Lawyer | 16. It |
| 2. She | 7. An Engineer | 12. Wrong | 17. An apple |
| 3. Pilot | 8. From America | 13. They | 18. Green |
| 4. Nurse | 9. From Iran | 14. Dentists | 19. Table |
| 5. A student | 10. Right | 15. Books | 20. Watch |

4

Exercise 4: Substitute the words below in the question and make necessary changes.

Is the book green?

- | | | | | |
|-----------|--------------|---------------|--------------|------------------|
| 1. Old | 5. The bag | 9. The tables | 13. Green | 17. New |
| 2. New | 6. The box | 10. The table | 14. The book | 18. The exercise |
| 3. Open | 7. Heavy | 11. Brown | 15. The door | 19. Difficult |
| 4. Closed | 8. The boxes | 12. The key | 16. The comb | 20. The exams |

Making negative sentences with to be verbs.

We need to put “**not**” after to be verbs.

Example:

- He is a student. - He is **not** a student.
- You are a student. - You are **not** a student.
- She is from the U.S. - She is **not** from the U.S.

5

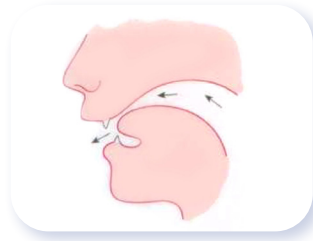
Exercise 5: Make the following sentences negative.

1. John is a soldier
2. Mary is from Australia
3. I am ready
4. You are late
5. We are unhappy
6. John and Mary are at school
7. My father is famous
8. They are rude
9. John is shy
10. The book is interesting
11. He is a shepherd
12. The man is at the door
13. The professor is angry
14. The students are tall
15. The women are busy
16. You are tired
17. The class is interesting
18. The boy is funny
19. The exam is difficult
20. The pictures are beautiful



London Streets

S



Exercise 1


Listen and repeat:



1. A bus



2. A glass



3. A horse



4. A house



5. A bicycle



6. A policeman



7. A pencil



8. A box



9. A star



10. A stick



11. A spoon



12. A desk



Sentence practice

Example: Picture 1

Teacher: **What's this?**

Student: It's a **bus**.



Homework

1

Exercise 1: Substitute the words in the proper position and make necessary changes.

Is the book green?

- | | | | | |
|--------------|----------------|--------------|------------------|----------------|
| 1. The books | 6. The door | 11. He | 16. Hungry | 21. The dog |
| 2. Red | 7. The windows | 12. They | 17. She | 22. Tired |
| 3. Open | 8. The bags | 13. Happy | 18. My family | 23. Mary |
| 4. Closed | 9. Heavy | 14. The boys | 19. The doctor | 24. John and I |
| 5. The doors | 10. The table | 15. Sad | 20. The students | 25. His friend |

1.
2.
3.
4.
5.
6.
7.
8.
9.
10.
11.
12.
13.
14.
15.
16.
17.
18.
19.
20.
21.
22.
23.
24.
25.

2

Exercise 2: Substitute the following words and make the necessary changes.

The man is not here.

- 1. Are 6. The tooth 11. The man 16. The children 21. Here
- 2. The child 7. Are 12. Happy 17. Is 22. The police
- 3. The people 8. Good 13. Are 18. The wives 23. The man
- 4. Interesting 9. The knives 14. The woman 19. Is 24. The children
- 5. Bad 10. Is 15. The women 20. Good 25. The leaves

1.

2.

3.

4.

5.

6.

7.

8.

9.

10.

11.

12.

13.

14.

15.

16.

17.

18.

19.

20.

21.

22.

23.

24.

25.

3

Exercise 3: Translate the following sentences into English, and then make yes/no questions.

- 1. همسران شاد هستند:
- 1.
- 2. توپ سنگین است:
- 2.
- 3. مری اهل کالیفرنیا است:
- 3.
- 4. خانمها ناراحت هستند:
- 4.
- 5. مردها تشنه هستند:
- 5.
- 6. موشها اینجا هستند:
- 6.
- 7. ماهیها قرمز هستند:
- 7.
- 8. قفسهها قهوه ای هستند:
- 8.
- 9. تمرین سخت است:
- 9.
- 10. ماموران پلیس چاق هستند:
- 10.
- 11. اخبار خوب است:
- 11.
- 12. لباسها کثیف هستند:
- 12.
- 13. برگها سبز هستند:
- 13.
- 14. جعبه سبک است:
- 14.
- 15. جملات ساده هستند:
- 15.


4

Exercise 4: Translate the following sentences into English.

- : آیا توپ ها گرد هستند؟
1.
- : آیا میز قدیمی است؟
2.
- : آیا حق با جان است؟
3.
- : آیا او (پسر) یک دندانپزشک است؟
4.
- : آیا مرد شاد است؟
5.
- : آیا ماهی ها قرمز هستند؟
6.
- : آیا خبر خوب است؟
7.
- : آیا عموی من چاق است؟
8.
- : آیا برادر تو دانش آموز خوبی است؟
9.
- : آیا پیراهن های من تمیز هستند؟
10.
- : آیا پلیس آن جا است؟
11.
- : آیا مهندسان خوش تیپ هستند؟
12.
- : آیا کلمات جدید ساده هستند؟
13.
- : آیا تمرین شما دشوار است؟
14.
- : آیا مری یک وکیل است؟
15.

UNIT 4

Present Simple



English sentences structure

We have important types of verbs in English.

The First one: “to be” like: **am – is – are**

The Second one: “main verbs” like: **eat – swim – go** (Main verbs are all verbs except for “to be”)

The structure of English sentences is:

Subject + verb + object + adverb of manner + adverb of place + adverb of time.

- John eats sandwiches quietly at school in the afternoon.

Present simple

Study this example situation:

- Alex is a bus driver, but now he is in bed. He’s not driving a bus. (He is a bus driver.)

But he drives a bus. (He is a bus driver.)

Drives/works/does etc. Is the “present simple”.

I/We/You/They

• Drive/Work/Do

He/She /It

• Drives/Works/Does



Hint: We use the present simple in three situations.

1. We use it to say that something happens all the time or repeatedly.

- I usually go away at weekends.

2. We use it to talk about something that is true in general.

- Nurses look after patients in hospitals.

3. And for scientific rules.

- Water boils at 100 °C.



Hint: We put “s” or “es” for the main verbs only with third singular person (He/ She/ It) in present simple sentences. For example:

- I work, but he works.
- They teach, but my sister teaches.

1 **Exercise 1:** Substitute the words below:

Teacher: **Read**

Student: **John reads in the morning and we read in the afternoon.**

- | | | | |
|----------|----------|----------------|----------|
| 1. Sing | 4. Draw | 7. Arrive | 10. Jump |
| 2. Work | 5. Dance | 8. Practice | |
| 3. Leave | 6. Study | 9. Play tennis | |

2 **Exercise 2:** Substitute the words in the sentences below.

I eat lunch at school every day.

- | | | | |
|-----------------|---------------------|-----------------|----------------------|
| 1. You | 5. Snacks | 9. In the house | 13. Have |
| 2. We | 6. Here | 10. At noon | 14. Coffee |
| 3. They | 7. There | 11. At 3:00 | 15. In the afternoon |
| 4. The students | 8. In that building | 12. We | 16. Tea |



Hint: Has is the third person singular form of have.

- | | | | | | |
|---------|------------|----------|---------|-----------|---------------|
| 17. She | 18. Drinks | 19. Mary | 20. Has | 21. Pizza | 22. My father |
|---------|------------|----------|---------|-----------|---------------|

3 **Exercise 3:** Substitute the words in the sentences.

John writes letters at home every night.

- | | | | |
|-------------------|-------------------|-----------------------|------------------|
| 1. He | 8. At the library | 15. Students | 22. Writes |
| 2. The doctor | 9. My classmates | 16. Study the Lessons | 23. My friend |
| 3. The dentist | 10. At school | 17. At night | 24. Assignments |
| 4. Reads | 11. The student | 18. At 2:00 | 25. The children |
| 5. Books | 12. Mary | 19. At the library | 26. Paint |
| 6. In the evening | 13. She | 20. The new book | 27. My father |
| 7. In the morning | 14. Newspaper | 21. In the office | 28. My mother |



London Streets

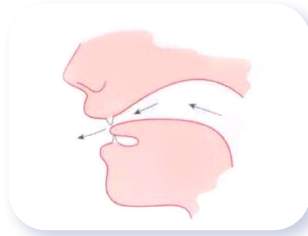
For pronouncing "th" you need to put your tongue behind your teeth and push the air.

"th" has two main sounds:

Sound one: Think – Thank you – Thought – Thick – Thumb

Sound two: That – Those – The – Feather – Father – Mother – Brother

θ



Exercise 1

Listen and repeat.



Sound 1

Mouse

Sound 2

Mouth



$$\begin{array}{r} 3 \\ +5 \\ \hline 8 \end{array}$$

Sum

Thumb



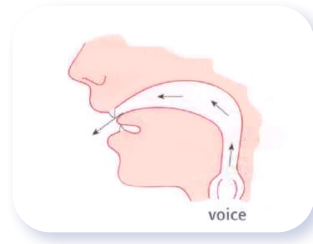
Sick

Thick



Look at the pairs of sentences below. Put a tick against the sentences you hear.

- Is that a **mouse**? Is that a **mouth**?
- Look at this **sum**. Look at this **thumb**.
- It's **sick**. It's **thick**.



Exercise 1

Listen and repeat:

This is



a man

This is



a woman

This is



a boy

This is



a girl

Words with “th”

Listen and repeat:

- There are **thirteen** rooms in **this** house. **The** house has **three** bathrooms.

Now it's your turn. Read this sentence:

- On **Thursday**, **their** mother and father **think** for **thirteen** minutes.

Homework

1

Exercise 1: Substitute the words in the proper position.

I study English at the library every day.

- | | | |
|--------------------------------|-------------------------------|------------------------|
| 1. French | 10. My friend and I | 19. Mr. Jackson |
| 2. Japanese | 11. At home | 20. Work/ in a factory |
| 3. Eat lunch/at home | 12. Here | 21. At school |
| 4. She | 13. Every week | 22. Learn |
| 5. We | 14. The teacher/Teach English | 23. The students |
| 6. Have dinner/every night | 15. In the morning | 24. Have a test |
| 7. John | 16. Every month | 25. Write letters |
| 8. Swim/in the pool | 17. You | 26. Make pizza |
| 9. Does his homework/at school | 18. Learn | |

1.
2.
3.
4.
5.
6.
7.
8.
9.
10.
11.
12.
13.
14.
15.
16.
17.
18.
19.
20.
21.

22.
23.
24.
25.
26.

2

Exercise 2: Translate the following sentences into English.

۱. من هر شب در خانه شام میل می‌کنم:
۲. تو بعد از ظهر در پارک فوتبال بازی می‌کنی:
۳. جان ساعت ۱۰ انگلیسی مطالعه می‌کند:
۴. معلم ما هر روز در مدرسه‌ی جدید تدریس می‌کند:
۵. جان هر هفته لباس‌هایش را می‌شوید:
۶. پرستاران هر روز در بیمارستان کار می‌کنند:
۷. پدر من دوشنبه‌ها دوستانش را ملاقات می‌کند:
۸. جان در لندن زندگی می‌کند:
۹. مری یک برادر دارد:
۱۰. عموی من هر شب در منزل یک کتاب جدید مطالعه می‌کند:
۱۱. پیتر هر سال به زادگاهش مسافرت می‌کند:
۱۲. من هر روز به مرکز شهر می‌روم:
۱۳. جان هر شب تکالیف را انجام می‌دهد:
۱۴. جان ساعت ۹ به خانه می‌رسد:
۱۵. خواهر من درس‌ها را به سختی مطالعه می‌کند:

UNIT 5

Possessive Adjectives & Demonstratives

**MY PENCIL
IS BLUE**



Subjective Pronoun

As we told you before “**Subjective pronouns**” are: (**I – You – He – She – It – We – They**)

Look at this example:

• **John** sees Mary. → **He** sees Mary.



Hint: Subjects come before verbs.

Possessive Adjective

Possessive adjectives are: (**My – Your – His – Her – Its – Our – Their**)

Subjective Pronouns:

- I
- You
- He
- It
- We
- They

Possessive Adjectives:

- My
- Your
- His
- Its
- Our
- Their

We use them to define the owner of something. You must always have a noun after possessive adjectives.

- **My** pen is blue.
- This is **his** bag.
- I like **their** book.



Exercise 1: Substitute the words in sentences below and make necessary changes.

Teacher: **I**

Student: This is **my** ball. (Possessive adjective)

Teacher: **John**

Student: This is **his** ball.

- | | | | |
|--------------|--------------------|-------------------|--------------------|
| 1. My sister | 5. They | 9. The teacher | 13. Her mother |
| 2. We | 6. My father and I | 10. Their friends | 14. His aunt |
| 3. The cat | 7. She | 11. Her uncle | 15. Our father |
| 4. You | 8. My brother | 12. The students | 16. My grandmother |

2**Exercise 2:** Substitute the words in the proper position and make necessary changes.

My book is here.

- | | | | |
|-------------|--------------|------------------|------------------|
| 1. His | 4. Your bag | 7. Our pens | 10. My scarf |
| 2. In class | 5. Her socks | 8. Their pencils | 11. On the shelf |
| 3. There | 6. At home | 9. In the closet | 12. On the chair |

3**Exercise 3:** According to the subjects you have to use the related possessive adjectives in the sentences below.

Mary washes her hands every day.

- | | | | |
|--------------------|-----------------------|------------------|-----------------|
| 1. John | 5. We | 9. You | 13. Mrs. Smith |
| 2. Mrs. Miller | 6. The man | 10. You and I | 14. The cats |
| 3. George and Paul | 7. Mary | 11. You and John | 15. His friends |
| 4. The students | 8. Mr. and Mrs. Allen | 12. The cat | 16. Ms. Miller |

Demonstratives

This / These - That / Those

There are some words that we can use when we want to point at things or persons.

We use **"this"** for a **single** thing or a person that is **near** us.We use **"that"** for a **single** thing or a person that is **far** from us.We use **"these"** for the **plural** things or persons that are **near** us.We use **"those"** for the **plural** things or persons that are **far** from us.**Hint:** We use **"This"** and **"That"** with **is**, and **"These"** and **"Those"** with **are**.

We use plural nouns after “**these are**” and “**those are**”.

Now read the examples:

- **This is** a key. -**These are** keys.
- **That is** a watch. -**Those are** watches.

Additional examples:

1. Those exercises are easy.
2. This university is large.
3. These lessons are difficult.
4. That book is green.
5. These chairs are comfortable.
6. These ideas are new and interesting.
7. That student comes from Japan.
8. Those students come from France.
9. This book has a green cover.
10. That girl is beautiful.
11. That news is exciting.
12. I like those stories.
13. I see that man.
14. I read these books every night.
15. These women are pretty.

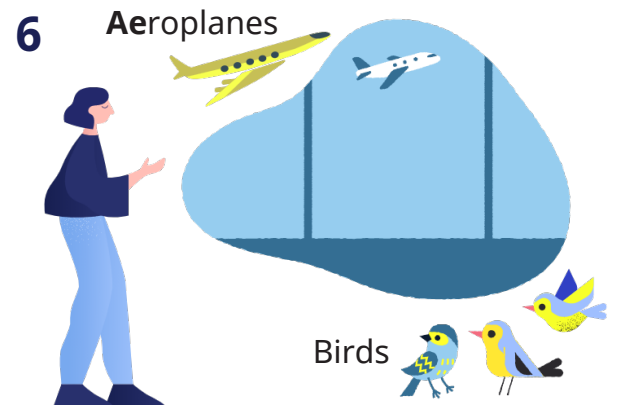
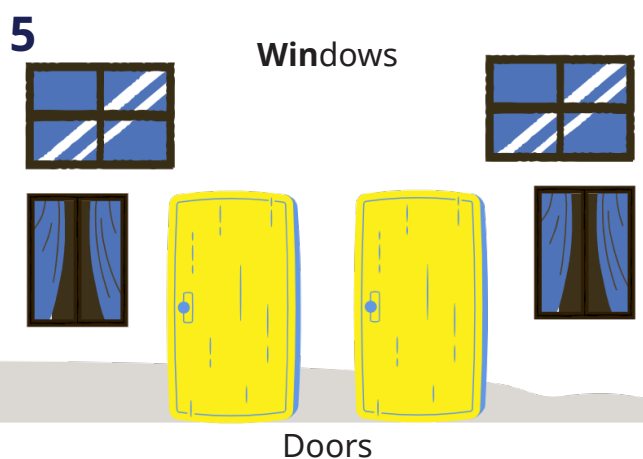


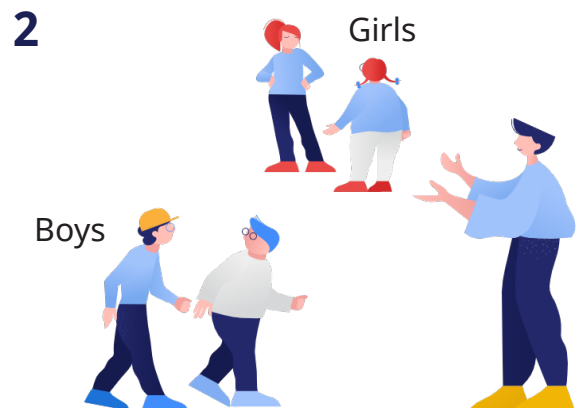
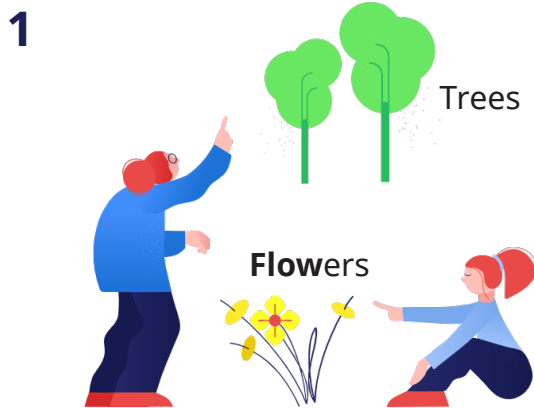


London streets

Sentence practice

Example: Picture 1

These are flowers and **those** are trees.



Sentence practice

Example: Cup




Answer:

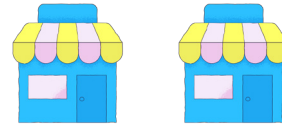
It's a cup.

They're cups.

1. Ship



2. Shop



3. Hat



4. Cat



5. Plate



6. Book



7. Fork



8. Desk





Homework

1

Exercise 1: Substitute the words in proper position.

John and Mary study English.

- | | | |
|---------------------|----------------------|-------------------------|
| 1. John | 11. In the office | 21. Speak |
| 2. I | 12. Study | 22. They |
| 3. Read a newspaper | 13. In that building | 23. Teach |
| 4. My friend | 14. She | 24. Practice |
| 5. Mary | 15. French | 25. We |
| 6. Has coffee | 16. At school | 26. My father |
| 7. Lunch | 17. In the library | 27. At night |
| 8. Mary and I | 18. In the park | 28. Write a letter |
| 9. Supper | 19. At 2:00 | 29. Pronounce the words |
| 10. Work | 20. In the afternoon | 30. The teachers |

1:	16:
2:	17:
3:	18:
4:	19:
5:	20:
6:	21:
7:	22:
8:	23:
9:	24:
10:	25:
11:	26:
12:	27:
13:	28:
14:	29:
15:	30:

2

Exercise 2: substitute the words in the proper position:

We are alone.

- | | | | |
|-------------|---------------------|--------------------|----------------|
| 1. I | 11. She | 21. These children | 31. She |
| 2. You | 12. Old | 22. Attractive | 32. They |
| 3. A Lawyer | 13. The book | 23. The doctor | 33. Tall |
| 4. He | 14. Green | 24. Old | 34. John |
| 5. We | 15. New | 25. These doors | 35. Small |
| 6. At home | 16. This umbrella | 26. This door | 36. The door |
| 7. Pilots | 17. These umbrellas | 27. These men | 37. Closed |
| 8. They | 18. Beautiful | 28. He | 38. The window |
| 9. Cold | 19. This bag | 29. Sleepy | 39. Open |
| 10. Tired | 20. These | 30. Thirsty | 40. Dirty |

- | | |
|-----------|-----------|
| 1: | 21: |
| 2: | 22: |
| 3: | 23: |
| 4: | 24: |
| 5: | 25: |
| 6: | 26: |
| 7: | 27: |
| 8: | 28: |
| 9: | 29: |
| 10: | 30: |
| 11: | 31: |
| 12: | 32: |
| 13: | 33: |
| 14: | 34: |
| 15: | 35: |
| 16: | 36: |
| 17: | 37: |
| 18: | 38: |
| 19: | 39: |
| 20: | 40: |

3

Exercise 3: Substitute the words in the proper position and make necessary changes.

Our lessons are difficult.

- | | | | | |
|---------|----------|-------------------|-----------|------------|
| 1. Easy | 4. Their | 7. English course | 10. My | 13. Her |
| 2. His | 5. Your | 8. Our | 11. Their | 14. His |
| 3. Her | 6. Hard | 9. Exercises | 12. Our | 15. Course |

- | | |
|----------|-----------|
| 1: | 9: |
| 2: | 10: |
| 3: | 11: |
| 4: | 12: |
| 5: | 13: |
| 6: | 14: |
| 7: | 15: |
| 8: | |

4

Exercise 4: Translate the following sentences.

۱. کتاب من آبی است:
۲. تکالیف تو آسان هستند:
۳. کلاس ما جذاب است:
۴. اتاق‌های آن‌ها بزرگ هستند:
۵. اتومبیل او (پسر) سریع است:
۶. پیراهن او (دختر) زیباست:
۷. جان هر روز اتومبیل من را می‌شوید:
۸. مری هر هفته تکالیفش را انجام می‌دهد:
۹. گوسفندان من صبح شیر می‌نوشند:
۱۰. معلم ما هر روز به مدرسه می‌رود:
۱۱. آن ماهی‌ها قرمز هستند:
۱۲. این معلم‌ها هر روز تدریس می‌کنند:
۱۳. آن کتاب باز است:
۱۴. این دفتر قدیمی است:
۱۵. آن دانش‌آموزان تشنه هستند:

UNIT 6

Present Simple:

Question and negative forms



Making questions with main verbs.

We need to put “do” or “does” at the beginning of the sentence to make questions.

For example

- You go to school. -Do you go to school?



Hint: When we have “does”, we don’t have “s” or “es”.

- He goes to school. -Does he go to school?



Hint:

- Do you do your homework?
- Does she do her homework?

We have more than one “do” here, the first one is an auxiliary verb to make question and the second one is the main verb.

1

Exercise 1: Substitute the words below in the sentence and make necessary changes.

Does she write letters at home?

- | | | | |
|---------|--------------------|---------------------|-----------------|
| 1. He | 6. At school | 11. At noon | 16. In office |
| 2. You | 7. Library | 12. At 02:00 | 17. Drink juice |
| 3. They | 8. Read a magazine | 13. You | 18. Eat lunch |
| 4. We | 9. A Book | 14. At 5:00 | 19. Do homework |
| 5. Mary | 10. A Newspaper | 15. See your friend | 20. He |

2

Exercise 2: Change the teacher’s statement into a question.

Teacher: **John studies at night.**

Student: **Does John study at night?**

-
- | | |
|-------------------------------------|---|
| 1. Mary studies in the afternoon. | 8. She writes letters at night. |
| 2. John studies the lessons. | 9. Mr. Allen works in the afternoon. |
| 3. He understands the lessons. | 10. He reads at night. |
| 4. He has coffee at 11:00. | 11. John comes to class every morning. |
| 5. He has lunch at noon. | 12. Mr. Miller comes here in the afternoon. |
| 6. Mary practices in the afternoon. | 13. He leaves at night. |
| 7. She eats supper at 6:00. | 14. She knows my name. |

3

Exercise 3: Change the teacher's statement into a question. Use do or does.

Teacher: **John and Mary study English.**

Student: **Do John and Mary study English?**

-
- | | |
|---|--------------------------------------|
| 1. John studies in the morning. | 7. John has a coke in the afternoon. |
| 2. Mr. and Mrs. Allen teach Spanish. | 8. He studies at night. |
| 3. John and Mary have coffee at 10 o'clock. | 9. The students study here. |
| 4. Mrs. Allen has coffee at 11 o'clock. | 10. They understand the lessons. |
| 5. The students understand English. | 11. John has a book. |
| 6. They practice every day. | 12. John and Mary speak English |

Short Answer:

Learn how to give short answers.

- | | | |
|-----------------------------------|------------------|---------------------|
| • Is the book closed? | - Yes, it is. | - No, it is not. |
| • Do you like coffee? | - Yes, I do. | - No, I do not. |
| • Does she dance at night? | - Yes, she does. | - No, she does not. |

4

Exercise 4: Give true answers according to the situation.

- | | |
|--|--|
| 1. Is the book green? | 14. Are you in class? |
| 2. Are the books green? | 15. Do you eat lunch at home? |
| 3. Are the students in class? | 16. Do you have a brother? |
| 4. Are the books open? | 17. Does he have a sister? |
| 5. Is the door open? | 18. Are you in the living room? |
| 6. Do you live in Iran? | 19. Do you eat supper every night? |
| 7. Do you work in Iran? | 20. Does your sister study at the library? |
| 8. Does your sister work in Iran? | 21. Do the students study books at school? |
| 9. Does your sister write a letter every week? | 22. Do they eat breakfast every day? |
| 10. Does your sister write books in Iran? | 23. Is she from Brazil? |
| 11. Is the window open? | 24. Does she study every day? |
| 12. Are the windows open? | 25. Is it cold? |
| 13. Are the books on the table? | 26. Am I good looking? |

5

Exercise 5: practice the use of positive and negative answers.

Teacher: **Is the book green?**

Student: **Yes, it is.**

Teacher: **Do I understand English?**

Student: **Yes, you do.**

Teacher: **Are the windows open?**

Student: **No, they aren't.**

Teacher: **Does the class begin at 7:00 A.M.?**

Student: **No, it doesn't.**

1. Is the door closed?

2. Is the door open?

3. Do you have tea for dinner?

4. Do you like coffee?

5. Do you speak Spanish?

6. Does Mr. Allen speak Spanish?

7. Do you drink milk in the morning?

8. Are we in class?

9. Do we live in the United States?

10. Do you study in the afternoon?

Making negative sentences with main verbs.

We need to put "**don't**" or "**doesn't**" before the main verb.

For example

• You go to school. -You **don't** go to school.



Hint: When we have "does", we don't have "**s**" or "**es**".

• He goes to school. -He **doesn't** go to school.

6

Exercise 6: Make the sentences below negative.

1. I go to Italy every year.

3. We understand French.

5. We have two cars.

7. John lives in this city.

9. Mary does her homework in the evening.

11. Mr. Miller teaches well.

13. We leave the house in the morning.

15. The teacher needs water.

17. John speaks English fluently.

19. I visit my grandfather every month.

2. You like coffee.

4. They watch the movie at night.

6. My family has three cars.

8. My brother washes his car every week.

10. Mary has a lot of problems.

12. David studies Physics.

14. I have lunch at work at 2 o'clock.

16. The class starts at 10 o'clock.

18. We travel to London every year.

20. She likes her friends.

Possession

When we want to give the name of the owner, we add ['s] at the end of the name.

E.g.: -John's book

- Man's coat
- Children's toy

When the nouns end in (s) we put ['] after the "s" in writing, while we don't have any changes in our spoken language.

E.g.: -Cats' ball

-Boys' toys

7

Exercise 7: Substitute the words and make necessary changes.

John's father is in class.

- | | | |
|-----------------------|---------------------------|-----------------------|
| 1. John's clothes | 8. Mary's sister | 15. John's pen |
| 2. At home | 9. In the garden | 16. Under the table |
| 3. My friend's father | 10. In the shop | 17. The teacher's bag |
| 4. In the city | 11. in front of the house | 18. On the table |
| 5. My father's friend | 12. John's books | 19. In the bank |
| 6. At the library | 13. Here | 20. In the car |
| 7. In Iran | 14. Next to me | 21. John's shirt |



Hint: When we have an adverb of time, we add ['s] at its end.

E.g.: -Today's newspaper

-Tomorrow's exam

8

Exercise 8: Substitute the words and make necessary changes.

Today's exam is difficult.

- | | | | |
|----------------|----------------|---------------|-------------|
| 1. Easy | 7. Yesterday | 13. Tomorrow | 19. Today |
| 2. Tomorrow | 8. Last week | 14. Today | 20. Cake |
| 3. Next week | 9. Magazine | 15. Lunch | 21. Tonight |
| 4. Interesting | 10. This month | 16. Delicious | 22. Dinner |
| 5. Today | 11. This week | 17. Tomorrow | |
| 6. Newspaper | 12. Movie | 18. Breakfast | |



Hint: When we are talking about possession between two objects we use [of] to link them.

E.g.: the leg of the table

- The door of the class
- The subject of the lesson

9

Exercise 9: Substitute the words and make necessary changes.

The door of the room is white.

- | | | |
|--------------------------|----------------------------|-----------|
| 1. The color of the book | 5. The glass of the window | 9. Open |
| 2. Green | 6. The door of the class | 10. Dirty |
| 3. The leg of the chair | 7. Closed | |
| 4. Broken | 8. The window of the room | |

Consonant combinations

(Ch): has two different sounds

Sound one: inch - chocolate - chew - teacher

Sound two: chemistry - psychology

(Gh): "Gh" may have 2 different pronunciations. Note the example below.

Sound one (No sound): though - although - dough

Sound two: cough - rough - enough - laugh

(Kn): (K) when is followed by (N) is not normally pronounced.

Knee - knife - know

(Ph): sounds like (F):

Pharmacy - phantom - philosophy - phone - elephant

(Ps): the (P) is silent in this consonant combo.

Psyche - psychiatrist - psychology

(Sh): shampoo- share- wish- show- shut



Homework

1

Exercise 1: substitute the words below in the sentences and make necessary changes:

Does John like milk?

- | | | | | |
|------------|-----------------|----------------|---------------|------------------|
| 1. Mary | 3. The teachers | 5. The student | 7. The doctor | 9. My family |
| 2. The dog | 4. Water | 6. Mr. Miller | 8. Jacksons | 10. The children |

- | | |
|----------|-----------|
| 1: | 6: |
| 2: | 7: |
| 3: | 8: |
| 4: | 9: |
| 5: | 10: |

2

Exercise 2: change the sentences below to the question form:

1. I do the laundry:
2. The old teacher is from London:
3. Mary's mother swims in the pool:
4. John repairs his car:
5. Her sister does her homework:
6. His sister dances at the party:
7. Mary washes her hair:
8. The doctors speak French:
9. Our English teacher speaks English well:

3

Exercise 3: Read the two statements. Make a new statement using the possessive forms.

Teacher: **It's a book. The boy has it**

Teacher: **They're legs. They're on the table.**

Student: **It is the boy's book.**

Student: **They're the legs of the table.**

-
1. They're legs. They're on a dog:
 2. They're problems. Bob has the problems:
 3. It's a cover. It's on this book:
 4. It's homework. It's for today:
 5. They're letters. They belong to John:
 6. It's a desk. The teacher uses it:
 7. It's an exam. It's for tomorrow:
 8. They are walls. They are in this room:
 9. It's a tail. It's on a cat:
 10. It's an old coat. John owns it:
 11. It's a house. Mr. Allen owns it:
 12. They are wheels. They are on my bicycle:
 13. They're toys. The children play with the toys:
 14. It's a lecture. It's for next week:
 15. They're windows. They are in this room:
 16. They're shoes. They belong to John:
 17. It's a speech. It belongs to the professor:
 18. They're glasses. They belong to Mary:

4

Exercise 4: Translate the following sentences, then make questions.

- ۱. آن مرد هر روز رانندگی می‌کند:
- ۲. برادر من لباس هایش را می‌شوید:
- ۳. تو هر شب تکالیف را انجام می‌دهی:
- ۴. برادر جان کتابش را مطالعه می‌کند:
- ۵. والدین مری هر سال از لندن دیدن می‌کنند:
- ۶. شاگردان تو هر روز سوالات را پاسخ می‌دهند:
- ۷. پدر دوست من هر شب در پارک قدم می‌زند:
- ۸. جان اتومبیل خواهرش را تعمیر می‌کند:
- ۹. دوست من هر هفته به معلم مری یک نامه می‌نویسد:
- ۱۰. دوستان ما هر روز به سینما می‌روند:

5

Exercise 5: Translate the following sentences, then make them negative.

- ۱۱. برادران من ظرف ها را می‌شویند:
- ۱۲. من هر ماه کفش جدید می‌خرم:
- ۱۳. برادر جان یک اتومبیل جدید دارد:
- ۱۴. خواهر پیتر در لندن زندگی می‌کند:
- ۱۵. خواهران پیتر هر روز به مدرسه می‌روند:
- ۱۶. جان معلم جدیدش را دوست دارد:

..... ۱۷. والدین تو صبح قهوه میل می‌کنند:

..... ۱۸. آن دانش آموزان هر شب اتاقشان را تمیز می‌کنند:

..... ۱۹. آقای اسمیت اتومبیلش را هر ماه تعمیر می‌کند:

..... ۲۰. کتاب مری ۲۱۹ صفحه دارد:

6

Exercise 6: Translate the following sentences.

..... ۱. روزنامه ی امروز جالب است:

..... ۲. پیراهن مری تمیز است:

..... ۳. دم سگ سیاه است:

..... ۴. درخت آن خانه بلند است:

..... ۵. صندلی های این کلاس جدید هستند:

..... ۶. امتحان این هفته دشوار است:


..... ۷. خانواده ی من دیوارهای خانه را رنگ می‌کنند:

..... ۸. کتاب آقای آلن قدیمی است:

..... ۹. لباس دخترها زیبا هستند:

UNIT 7

Past Simple



Past Simple

For talking about past, we use past simple, it's about something that happened in past and finished in that time.

For example:

- I worked in the office yesterday.
- I watched TV at home 2 days ago.



Hint: For making past simple we add “ed” at the end of the verbs. However, there are some irregular verbs which we need to memorize their past forms.

For example: Past form of “work” is “worked” or past form of “listen” is “listened”. However, the past form of “eat” is “ate” or the past form of “drive” is “drove”.

Past tense of irregular verbs

Present	Past	Present	Past
(be) Am, Is, Are	Was, Were	Pay	Paid
Buy	Bought	Put	Put
Come	Came	Read	Read
Do	Did	Ride	Rode
Drink	Drank	Run	Ran
Drive	Drove	Say	Said
Eat	Ate	See	Saw
Feel	Felt	Sing	Sang
Find	Found	Sit	Sat
Go	Went	Sleep	Slept
Have	Had	Swim	Swam
Make	Made	Tear	Tore
Meet	Met	Wear	Wore

Examples:

- I played football 2 days ago.
- She had lunch yesterday.
- We watched TV an hour ago.



Hint: the past tense of “to be” is “was” and “were”.

We use **was** for (I-he-she-it)

And we use **were** for (you-they-we)

In fact, we use **was** for **singulars** and we use **were** for **plurals**.

Examples:

- **The weather was** cold.
- **I was** in class yesterday.
- **We were** at the party one week ago.
- **The dog was** hungry last year.

①

Exercise 1: Substitute the words below:

I was at party last night.

- | | | | | |
|-----------------|-------------|--------------------|---------------|-------------------|
| 1. She | 4. You | 7. Last year | 10. At school | 13. John and Mary |
| 2. We | 5. Happy | 8. They | 11. Mary | 14. My parents |
| 3. Two days ago | 6. My uncle | 9. In the hospital | 12. Yesterday | 15. Mr. Jackson |

②

Exercise 2: Substitute the words below:

We were here yesterday.

- | | | | |
|-----------------|---------------|-----------------|----------------|
| 1. John | 5. Mary | 9. They | 13. Now |
| 2. Now | 6. Now | 10. Now | 14. Last night |
| 3. The students | 7. Last night | 11. Yesterday | 15. The books |
| 4. Yesterday | 8. I | 12. The teacher | 16. Now |

Making questions with the past of "to be" (was/were)

You need to put **was/were** at the beginning of the sentence.

- He **was** thirsty. -**Was** he thirsty?
- The doors **were** closed. -**Were** the doors closed?

3 Exercise 3: change the sentences below into question form.

1. The book was red.
2. The stick was light.
3. The windows were closed.
4. The dogs were hungry.
6. The pictures were colourful.
7. She was a pilot last year.
9. The teacher was in the classroom two minutes ago.
10. His uncle was sad yesterday.
11. The flowers were beautiful.
12. The American girls were ugly.
13. The cat was dirty.

Making negative Statements with the past of "to be" (was/were)

You need to add not after **was/were**.

4 Exercise 4: change the sentences below into negative form.

Teacher: **I was born in Iran.**

Student: **I wasn't born in Iran.**

1. You were in my English class.
2. She was seventeen.
3. We were in Chicago in 1998.
4. He was in the cinema last night.
5. They were in my birthday party last week.
6. It was cloudy.

5**Exercise 5:** Substitute the words below in the sentence.

He wasn't a pilot.

- | | | | |
|----------------------|-----------------|-------------|---------------------|
| 1. A baseball player | 5. In class | 9. They | 13. At the party |
| 2. Mary | 6. The students | 10. Hungry | 14. My father |
| 3. We | 7. The bag | 11. Busy | 15. My sister and I |
| 4. Salespersons | 8. Small | 12. At home | 16. Helen |

6**Exercise 6:** Change the sentences below into past simple tense using **yesterday**.Teacher: **John eats pizza.**Student: **John ate pizza yesterday.**

-
- | | |
|---|--|
| 1. My father buys a new car. | 8. My son sleeps in his room. |
| 2. We come to the class. | 9. My friends swim in the pool. |
| 3. John does his homework. | 10. John sees his friends in the park. |
| 4. I feel happy. | 11. John pays a lot of money. |
| 5. I drink a cup of coffee. | 12. We like pizza very much. |
| 6. John and Mary go to school. | 13. They watch football together. |
| 7. John and Mary meet each other at home. | 14. We walk in the park. |

Making question form of past simple with main verbs

You need to put **Did** at the beginning of the sentence.



Hint: Pay attention that the main verb must be in simple form.

- John **drank** a glass of water. -**Did** he **drink** a glass of water?

7

Exercise 7: Change sentences below to question.

1. John visited London last year.
2. She went to university last week.
3. I did my homework last night.
4. My brothers played football last month.
5. I talked to my friend three days ago.
6. My father bought a nice car two months ago.
7. American students spoke English in the class.
8. We had a great party last year.
9. I took my little sister to her school yesterday morning.
10. He wanted to buy a cell phone.
11. My mother cooked a delicious cake for my birthday.
12. We moved to a new city last year.

Making negative form of past simple with main verbs:

You need to put "**did not**" (**didn't**) before the main verb.



Hint: Pay attention that the main verb must be in simple form.

Subject+ did+ not+ simple form of the verb.

For example:

- She **worked** at school. -She **didn't work** at school.
- She **went** to school. -She **didn't go** to school.

8

Exercise 8: Make the sentences below negative.

1. I talked to my friend yesterday.
2. John found his book last night.
3. You forgot your homework.
4. We ate lunch at home.
5. The students began the test.
6. John did the homework last night.
7. They built the house last year.
8. John became fat last year.
9. They painted a lot of pictures.
10. They knew my brother.
11. We visited New York last year.
12. They watched the movie in cinema.
13. I heard his name.
14. John's father had a lot of problem.
15. My mother cooked food yesterday.
16. His brother rode a horse.



Homework

1

Exercise 1: Substitute the words below.

You studied two days ago.

- | | | | |
|-------------------|------------------|-------------------|-----------------------|
| 1. He | 7. My father | 13. At home | 19. At the restaurant |
| 2. Wrote a letter | 8. Went to work | 14. Mary | 20. My parents |
| 3. The students | 9. Yesterday | 15. At the party | 21. Weren't |
| 4. Saw a movie | 10. Last week | 16. My classmates | 22. She |
| 5. Children | 11. Was in class | 17. At the movies | 23. We |
| 6. Went to school | 12. At school | 18. My friends | 24. In class |

- | | |
|-----------|-----------|
| 1: | 13: |
| 2: | 14: |
| 3: | 15: |
| 4: | 16: |
| 5: | 17: |
| 6: | 18: |
| 7: | 19: |
| 8: | 20: |
| 9: | 21: |
| 10: | 22: |
| 11: | 23: |
| 12: | 24: |

Now substitute the new words and continue as it was in last exercise.

Paul didn't study a month ago.

- | | | | |
|------------------|-----------------|---------------|----------|
| 1. Telephone | 3. Arrive | 5. A week ago | 7. Read |
| 2. Two hours ago | 4. Tom and Paul | 6. Mary | 8. Leave |

- | | |
|----------|----------|
| 1: | 5: |
| 2: | 6: |
| 3: | 7: |
| 4: | 8: |

2

Exercise 2: Translate the following sentences, then make questions.

- ۱. من دیشب برادر جان را ملاقات کردم:
-
- ۲. خواهر مری هفته‌ی گذشته به مهمانی من آمد:
-
- ۳. امتحان هفته‌ی گذشته سخت بود:
-
- ۴. دیوارهای این اتاق آبی بودند:
-
- ۵. معلم ما ماه گذشته به نیویورک سفر کرد:
-
- ۶. مری هفته‌ی گذشته مشکلات زیادی داشت:
-
- ۷. من سال گذشته بسیار خوشحال بودم:
-
- ۸. هری دیروز خانه‌ی آقای آلن را خرید:
-
- ۹. برادران مری دیشب تکالیفشان را انجام دادند:
-
- ۱۰. دانش آموزان سوالات معلم را در کلاس پاسخ دادند:
-

3

Exercise 3: Translate the following sentences, then make them negative.

- ۱. پیراهن معلم من جدید بود:
-
- ۲. جان هفته‌ی گذشته یک نامه به خواهر مری نوشت:
-
- ۳. معلم ما روزنامه‌ی دیروز را خواند:
-
- ۴. من دیروز در خانه‌ی جان ناهار خوردم:
-
- ۵. تلفن تو دو دقیقه پیش زنگ خورد:
-
- ۶. او (دختر) دیروز با معلمش تماس گرفت:
-

..... ۷. پدر جک اتومبیلش را فروخت:

..... ۸. خواهر مری برادر من را می‌شناخت:

..... ۹. دیوارهای اتاق رنگارنگ بودند:

..... ۱۰. جان و خواهرش دیشب دیر به خانه رسیدند:

UNIT 8

Numbers & Time



Numbers

Listen and repeat:

Ten	Twenty	Thirty	Forty	Fifty	Sixty	Seventy	Eighty	Ninety
One hundred	Two hundred	Three hundred	Four hundred	Five hundred	Six hundred	Seven hundred	Eight hundred	Nine hundred

Read the numbers

- Two hundred sixty
- Three hundred sixteen
- Four hundred thirty
- Eight hundred thirteen
- Nine hundred ninety one
- One hundred ten
- Five hundred eighteen
- Six hundred ninety one
- One hundred eleven
- Three hundred twenty five
- Nine hundred thirteen
- Seven hundred twelve

One thousand	Two thousand	Three thousand	Four thousand	Five thousand	Six thousand	Seven thousand	Eight thousand	Nine thousand
Ten thousand	Twenty thousand	Thirty thousand	Forty thousand	Fifty thousand	Sixty thousand	Seventy thousand	Eighty thousand	Ninety thousand
One million	Two million	Three million	Four million	Five million	Six million	Seven million	Eight million	Nine million

Read the numbers

- Five thousand and eight hundred ninety four
- Nine thousand and four hundred sixty one
- Eight thousand and six hundred fifty two
- Sixteen thousand and five hundred eighty nine
- Forty four thousand and seven hundred thirty two
- Twenty thousand and eight hundred forty four

- One million and two hundred seventy one thousand and four hundred fifty three
- Eight million and seven hundred twenty three thousand and forty six
- Six hundred forty four million and nine hundred seventy four thousand and one hundred eighty one

Write the numbers in words

- | | | | |
|----------|-------------|---------------|---------------|
| 1. 2015 | 6. 45496 | 11. 1400005 | 16. 36459201 |
| 2. 95241 | 7. 4587 | 12. 16012212 | 17. 54327000 |
| 3. 55721 | 8. 12189 | 13. 2000300 | 18. 562251227 |
| 4. 95417 | 9. 6271453 | 14. 9003041 | 19. 474781644 |
| 5. 35478 | 10. 8582371 | 15. 459308216 | 20. 45000086 |

1:

2:

3:

4:

5:

6:

7:

8:

9:

10:

11:

12:

13:

14:

15:

16:

17:

18:

19:



London Streets



Exercise 2

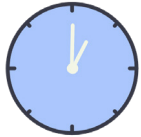
Numbers and Times

Listen and repeat:

1 9 10 15 16 18 19 21 29



Nine o'clock in the **morning**.



One o'clock in the **afternoon**.



Ten o'clock in the **evening**.

What's the time?

1



a.m.

2



p.m.

3



a.m.

4



p.m.

- 7 **Lesson seven**
- 11 **Listen to lesson eleven.**
- 17 **Seventeen students**
- 70 **Seven students listen to lesson seventy.**
Is **this lesson seventy**? **No**, it **isn't**!

“Have got” and “Have”

“Have” and “Have got” are the same in three meanings.

Meaning	Example
Possession	<ul style="list-style-type: none">• They’ve got a new car. They have a new car.• Our house has got a small garden. Our house has a small garden.
Relationship	<ul style="list-style-type: none">• Lisa’s got two brothers. Lisa has two brothers.
Illnesses	<ul style="list-style-type: none">• She has got a cold. She has a cold.



London Streets



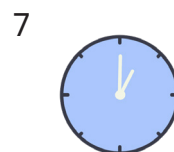
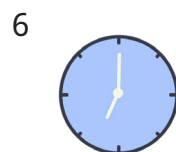
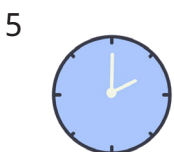
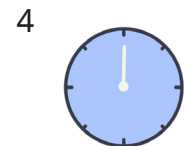
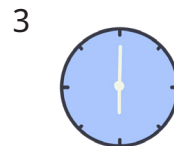
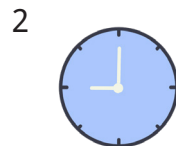
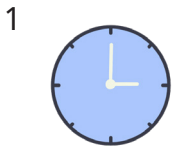
Exercise 2

Example:



Teacher: Have you got the **time**?

Student: Yes, it’s **eleven o’clock**.



Exercise 3

Ask and answer questions.

Example:



Teacher: Have you **got** a **telephone**?

Student: **Yes, I have.** / **No, I haven't.**



Ways of saying the time

9:00	It's nine o'clock. It's nine.
9:05	It's nine-oh-five. It's five (minutes) past nine. It's five (minutes) after nine.
9:10	It's nine-ten. It's ten (minutes) past nine. It's ten (minutes) after nine.
9:15	It's nine-fifteen. It's a quarter past nine. It's a quarter after nine.
9:30	It's nine-thirty. It's half past nine.
9:45	It's nine-forty-five. It's a quarter to ten. It's a quarter of ten.
9:50	It's nine-fifty. It's ten (minutes) to ten. It's ten (minutes) of ten.
12:00	It's noon. It's midnight.



Hint:

A.M.= morning

P.M.= afternoon/ evening/ night

It's nine A.M.

It's nine P.M.



London Streets

What's the time?



It's a **quarter** past **twelve**.



It's **twenty** past **twelve**.



Sentence Practice

Example

Teacher: What's the time?

Student: It's quarter past one.

1



1:15

2



5:15

3



7:15

4




11:15

5




1:20

6



5:20

7



7:20

8



11:20

9



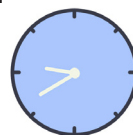
1:45

10



3:35

11



9:40

12



7:50



Homework

1

Exercise 1:

What time is it?

- | | |
|-----------------|-------------------|
| 1. 8:15: | 10. 10:50: |
| 2. 2:45: | 11. 12:15 : |
| 3. 4:30: | 12. 4:20: |
| 4. 3:55: | 13. 7:40: |
| 5. 9:50: | 14. 1:45: |
| 6. 1:05: | 15. 3:25: |
| 7. 3:25: | 16. 11:05 : |
| 8. 16:15: | 17. 2:25: |
| 9. 6:15: | 18. 12:20 : |

Have you got the time?

Yes, it's twelve o'clock.

- 3:00
- 5:00
- 7:00
- 1:40
- 8:45
- 5:15
- 9:05

UNIT 9

Speaking



In this unit, students will learn how to use the grammatical structures they have learned in their general speaking.

The teachers must ask them the questions below and start interesting conversations.

Speaking Questions with Simple Present


- What are some activities you like to do?
- What are some good habits that you have?
- Do you have any bad habits?
- What is something you should do every day but don't?
- What do you do at your job/ university?
- What do you like to do when you go on a trip?
- What do you do for fun?
- How do you spend your weekend?
- How often do you go out? Where do you like to hang out?
- What's your favourite film/ song?
- Do you have any role model?
- What's your biggest addiction?

Speaking Questions with Simple Past

- Tell me about your last vacation. Where did you go? What did you do?
- What did you do for your last birthday?
- Who was your best friend at school?
- When was the last time you were really excited about something?
- Tell me about a gift that made you really happy? Who gave it to you?
- What was the best meal you ate recently?
- When was the last time you went to the cinema? What did you see?
- Talk about the last time you were really scared.
- Tell me about your best or worst school teacher.
- Where did you hang out with your friends last? What did you do?
- What was your best memory from when you were a child?
- Which was better for you: elementary school, junior high school or high school? Why?

UNIT 10

Review lesson



The structure of a Sentence in English

Subject + verb + object + adverb of manner + adverb of place + adverb of time.

Example:

He	studies	English	carefully	at the library	every day.
Sub.	Verb	Object	Adverb of manner	Adverb of place	Adverb of time

1

Exercise 1: Substitute the words in the proper position.

He is a good man.

- | | | | |
|------------------------|----------------|----------------------|-------------------|
| 1. An interesting man | 6. Late | 11. An important man | 16. We |
| 2. A good player | 7. She | 12. A tennis player | 17. Right |
| 3. She | 8. In New York | 13. They | 18. Wrong |
| 4. An interesting girl | 9. Bob | 14. My classmates | 19. That man |
| 5. Mary | 10. The winner | 15. Early | 20. The Professor |

2

Exercise 2: Change the following statements into questions. In your questions use subjective pronouns.

Teacher: **He is a good man.**

Student: **Is he a good man?**

- | | |
|------------------------------------|--|
| 1. These tests are hard. | 11. George and you are good friends. |
| 2. The teacher is with students. | 12. The plane is at the airport. |
| 3. Those books are new. | 13. I am in the United States with John. |
| 4. Mr. Smith is a lawyer. | 14. My aunt is a good nurse. |
| 5. John and I are in class now. | 15. His uncle is a good pilot. |
| 6. My friends are at the library. | 16. Their friends are at the concert. |
| 7. That student is clever. | 17. Your book is on the table. |
| 8. This book is old. | 18. Her pencils are long. |
| 9. The car is new. | 19. Her parents are doctors. |
| 10. Those cars are in the factory. | 20. Our math class is boring. |

3

Exercise 3: Substitute the words in the proper position.

John works every day.

- | | | |
|----------------------|--------------------|----------------------|
| 1. In the factory | 6. Here | 11. Watch television |
| 2. Walks home | 7. Every afternoon | 12. My parents |
| 3. Teaches in school | 8. Study | 13. Want coffee |
| 4. The teachers | 9. The students | 14. We |
| 5. Work | 10. At night | 15. Practice English |

4

Exercise 4: Change the following statements into questions.

Teacher: **John listens carefully.**

Student: **Does he listen carefully?**

Teacher: **They eat chicken for lunch at noon.**

Student: **Do they eat chicken for lunch at noon?**

-
1. She practices a difficult pattern.
 2. The students visit a museum every month.
 3. We answer the teacher's question in class every day.
 4. John and you see a movie every week.
 5. He wants fish for dinner.
 6. The children return home from kindergarten every day.
 7. My uncle meets his friend every week.
 8. Mrs. Smith sells apples every day.
 9. I do my homework every night.
 10. The police know the way to New York.
 11. The students understand the lesson.
 12. My father reads a newspaper every night.
 13. We speak French in class.

5

Exercise 5: Change the following statements into questions. Use subjective pronouns in your questions.

1. Tom is wrong.
2. The test is hard.
3. The news is good.
4. The teachers are with the students.
5. Dr. Miller is an important man.
6. Mrs Smith is in Detroit.
7. The books are here.
8. The exercises are difficult.
9. Mary works in school.
10. The children meet the doctor on Main Street.
11. The student answers the question.
12. Paul has a car.
13. Ms. Jackson talks to the students.
14. My brother returns home from California.
15. My son walks home every day.

6

Exercise 6: Change the statements below into question.

1. My pencil is on the desk.
2. The house is on the hill.
3. The building is on State Street.
4. Bill is a student.
5. Helen is a bus driver.
6. The students are here.
7. They are workers.
8. He has a car.
9. We read the book.
10. You buy some food.
11. John eats dinner.
12. My sister goes to a restaurant once a week.
13. I wash my clothes every week.
14. The students know the answers.
15. They read the book.
16. The children play a game.
17. Bill likes fish.
18. My mother washes the dishes.
19. My father and I watch TV.
20. The teacher teaches English.
21. The students learn English.
22. I speak Spanish.
23. You paint the walls.
24. I study grammar.

7

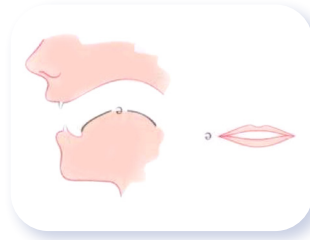
Exercise 7: Change the following statements into questions.

1. Mary's uncle studied English yesterday.
2. Her son played the piano perfectly.
3. My mother visited her friends three days ago.
4. The students asked a lot of questions.
5. I worked in that factory last year.
6. John needed a piece of paper yesterday.
7. The children played basketball in the yard.
8. His aunt was a pilot.
9. The party was good.
10. They were in the kitchen two hours ago.
11. The team was ready last week.
12. My family was in London.
13. John and Mary were teachers.
14. They ran in the park last night.
15. We waited for John yesterday.
16. You went to the gym last month.
17. I saw your mother last weekend.
18. He left the house at 8 o'clock.
19. John arrived at the party on time.
20. The students did their homework yesterday.
21. John did the laundry last night.
22. Helen met her grandparents last night.
23. Your teacher explained the questions.
24. I bought a new car yesterday.
25. The teacher taught the last unit last session.



London Streets

ə



a camera



ə camərə

In this unit the spelling shows the sound ə.



Exercise 1: Listen and repeat.

Question

Exercise

Policeman

Answer

Dialogue

Flower

Aeroplane



Sentence practice

Example: picture 1


It's a policeman



Policeman



a flower



an aeroplane



a question



an answer



Exercise 9:

Example:



plates

Teacher: ə **these plates?**

Student: **No**, they **aren't**.



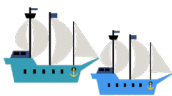
Doors




Trees



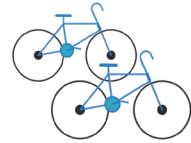
Spoons



Shops



Pencils



Bicycles



Aeroplanes



Hats

UNIT 11

Can & Could



Can:

Can expresses:

1. Ability
2. Possibility
3. Permission

- I have some money. I can buy a book.
- We have time and money. We can go to the movies.
- Tom is strong. He can lift the heavy box.
- You can use my pen.

The simple form of the main verb follows can.

In the first example: **speak** is the main verb.

Other examples: We do not use **to, -s, ing**, etc with the main verb after can.

- CORRECT: John can **speak** English.
- INCORRECT: Mary can speaks English.
- INCORRECT: I can to speak English.
- INCORRECT: You can speaking English.

Negative:

Put **not** after **can**

Can + not: cannot

Contraction:

Cannot = can't

- Alice **cannot** come. Or • Alice **can't** come.

Question:

Put can at the beginning of the sentence.

Can+ subject+ main verb

- Can you **swim**?
- Yes, I can.
- No, I can't.

1

Exercise 1: Make positive sentences using "can".

- | | | |
|-----------------------|----------------------|----------------------|
| 1. You/draw | 5. He/play the piano | 10. Mary/ride a bike |
| 2. They/act | 7. She/cook | 11. The frog/jump |
| 3. Mr. Smith/fix cars | 8. I/bake a cake | |
| 4. We/play tennis | 9. The horse/run | |

2

Exercise 2: Make negative sentences using "can't".

- | | | |
|--------------------|--------------------|-------------------|
| 1. We/ride a bike | 5. I/read | 9. The dog/fly |
| 2. You/play soccer | 6. He/dance | 10. The worm/walk |
| 3. They/run | 7. My father/drive | |
| 4. She/study | 8. Sue/play chess | |

3

Exercise 3: Make negative sentences about yourself using "I can" or "I can't".

Teacher: **speak Chinese**

Student: **I can speak Chinese.**

-OR: I can't speak Chinese.

- | | | | |
|--------------------|-----------------|-------------------------|-----------------------|
| 1. Learn English | 5. Lift a piano | 9. Ski | 13. Make pizza |
| 2. Ride a bike | 6. Drive a car | 10. Eat with chopsticks | 14. Climb trees |
| 3. Play the piano | 7. Fix a car | 11. Run quickly | 15. Touch the ceiling |
| 4. Play the guitar | 8. Swim | 12. Fly | 16. See my back |

4

Exercise 4: Make questions.

1	(You/speak French)	No,
2	(They/talk fast)	Yes,
3	(We/learn English)	No,
4	(He/talk in English)	Yes,
5	(She/play football)	No,
6	(It/rain in spring)	Yes,
7	(You/ Learn Chinese)	Yes,
8	(She/ Play baseball)	No,
9	(They/ Swim in deep water)	No,
10	(He/ Dance)	Yes,
11	(I/read newspaper)	No,

Could:

Could:

The past form of can

- I live in England. I can speak English.
- I could speak English when I lived in England.

Negative:

Could+not: Couldn't

- I can't go to the movies. I have to study.
- I could not/ couldn't go to the movies last night. I had to study.

Question:

Could+ subject+ main verb

- Could you speak English before you came here?

More examples:

- The doctor thought I could not live.
- I had so much cake last weekend that I couldn't walk!
- Could you swim when you were a kid?

5

Exercise 5: Change the sentences below to the **past** and then **negative** form.

Add (**Last week, Yesterday, 2 days ago, etc.**)

1. I can open the door.
2. She can speak three languages.
3. They can solve these problems easily.
4. We can cook delicious food.
5. You can achieve your targets.
6. I can play the piano.
7. She can ride a bicycle.
8. My father can understand Spanish.
9. We can travel to London.
10. He can do his homework easily.
11. Mary can paint pictures.
12. My daughter can count to 99.



London Streets

Look at the pictures

Example:



Aunt Ann: Can you [↗]hear?
Grandfather: Yes, I can.

hear

1



See

2



Walk

3



Run

4



Dance

5



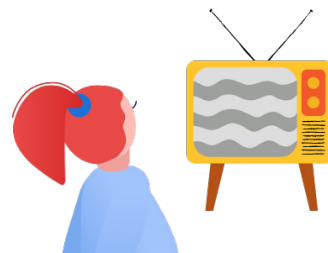
Sing

6



Read

7



Watch television

Modifiers:

			ADJECTIVE	NOUN
Singular	The store is new.	It is a	new	store.
Plural	The stores are new.	They are	new	stores.

			NOUN	NOUN
Singular	The store sells books.	It is a	is a book	store.
Plural	The stores sell books.	They are	are book	stores.

COMMENTS

The modifier of noun can be an **adjective** (new, small, etc.) or a **noun** (book, shoe, etc.)



Hint: These modifiers come **before** the main noun.



Hint: Modifiers are always **singular**, even when the main noun is plural.



Hint: In the **noun + noun** pattern here, the strongest stress is on the first (modifying) noun, not on the main noun: bookstore.



Hint: In the **adjective + noun** pattern, the main stress is on the noun: new store (unless the adjective is being emphasized)

5

Exercise 5: listen to the two sentences. Repeat the first one and include an appropriate modifier.

Teacher: **It's a class. It's small.**

Student: **It's a small class.**

Teacher: **They're classes. They're large.**

Student: **They're large classes.**

Teacher: **It's a class. We learn grammar here.**

Student: **It's a grammar class.**

-
1. It's a book. It's green.
 2. They're books. They're green.
 3. It's a book. It presents grammar.
 4. They're books. They present grammar.
 5. It's a watch. It's small.
 6. It's a watch. I wear the watch on my wrist.
 7. They're pencils. They're long.
 8. It's an egg. It's fried.
 9. They're eggs. They're fried.
 10. It's a table. It's for card.
 11. It's cream. It's for coffee.
 12. It's soup. It's hot.
 13. It's a spoon. It's for soup.
 14. It's a store. It sells books.
 15. It's a store. It's large.
 16. It's a cover. It's large.
 17. It's a cover. It's on a magazine.
 18. They're stores. They sell books.
 19. It's a cup. It's for coffee.
 20. They're cups. They're for coffee.
 21. It's a lamp. It's on a desk.
 22. They're lamps. They're on desks.
 23. It's a bottle. It's for milk.
 24. It's a bottle. It's small.
 25. It's a tree. It has apples.
 26. They're trees. They have apples.
 27. It's a room. It's for classes.
 28. It's a room. It's large.



Homework

1

Exercise 1: Translate the following sentences.

- ۱. من می‌توانم انگلیسی صحبت کنم:
- ۲. من نمی‌توانم چینی بخوانم:
- ۳. من سال گذشته توانستم امتحانم را پاس کنم:
- ۴. من دیروز نتوانستم دکتر را ملاقات کنم:
- ۵. تو اجازه داری از مداد من استفاده کنی:
- ۶. مری اجازه ندارد کلاس را ترک کند:
- ۷. پیتر می‌تواند رانندگی کند:
- ۸. برادر من می‌تواند به خوبی آواز بخواند:
- ۹. ما هفته پیش توانستیم دیوارها را رنگ کنیم:
- ۱۰. برادر من دیروز نتوانست با همسرش تماس بگیرد:

2

Exercise 2: Translate the following sentences.

- ۱. آن‌ها درخت پرتقال هستند:
- ۲. این یک خانه‌ی خالی است:
- ۳. جان مهندس خوبی است:
- ۴. جان مهندس کامپیوتر است:
- ۵. این‌ها پیراهن‌های سفید هستند:
- ۶. آن یک فنجان قهوه است:
- ۷. فنجان قهوه کوچک است:
- ۸. کلاس‌های انگلیسی بزرگ هستند:
- ۹. دانش‌آموزان جدید خوب درس می‌خوانند:
- ۱۰. معلم انگلیسی سال گذشته در آن مدرسه تدریس می‌کرد:




Speaking Time

- Can you play any musical instruments?
- Can you sing/ dance?
- Can you eat with chopsticks?
- Can you introduce your best friend?
- Could you stay out late when you were younger?
- What was something that you couldn't do at all when you were a kid but you can do really well now?

UNIT 12

Present Continuous



Structure

Subject + [am/is/are + (verb + ing)] + Object +
Adverb of manner + Adverb of Place + Adverb of Time

[am/is/are + (verb+ing)] is the "Present continuous"

Pay attention to the example situation below:

• Sarah is in her car. She is on her way to work.

- **She is driving to work.**

This means: She is driving now, at the time of speaking, and this action is not finished.

I	am	driving
He/She/It	is	working
We/You/They	are	learning

Usages of present continuous:

1. We use present continuous when we are in the middle of doing an activity; we started doing it before, and it is not finished yet:

Examples:

- Please don't make so much noise. I'm trying to work (Not I try)
- Where's mark? He's having a shower now. (Not he has a shower)
- Let's go out now. It isn't raining any more. (Not it doesn't rain)
- (At a party) Hello, Jane. Are you enjoying the party? (Not Do you enjoy)
- What's all that noise? What's going on? (=What's happening?)

2. The action is not necessarily happening at the time of speaking.

For example:

Steve is talking to a friend on the phone. He says: "I'm reading a really good book. It's about a man that...."

- a. Steve is not reading the book at the time of speaking.
- b. He means that he has started it, but he has not finished it yet.
- c. He is in the middle of reading it.

More examples:

- Kate wants to work in Italy, so she's learning Italian. (But perhaps she isn't learning Italian at the time of speaking)
- My friends are building their house. They hope to finish it next summer.

Time adverbials with present continuous:

You can use the “**present continuous**” with **today** / **this week** / **this year** etc. (periods around now)

- A: you are working hard **today**. (Not you work hard today)
B: yes; I have a lot to do.
- The company I work for isn't doing so well **this year**.



Hint: We use the present continuous when we talk about changes happening around now, especially with these verbs:

Get	Change	Become	Increase	Rise
Fall	Grow	Improve	Begin	Start

- Is your English getting better? (Not does your English get better?)
- The population of the world is increasing very fast (not increases)
- At first, I didn't like my job, but I'm beginning to enjoy it now. (Not I begin).

Positive:

He's eating a sandwich.

Negative:

He isn't eating a sandwich.



Exercise 1: Make the following sentences negative.

1. I'm wearing a green suit.
2. You're having breakfast.
3. John is going to school.
4. He's working.
5. Victoria is watching television
6. She's sitting in the living room.
7. The horse is running fast.
8. They're having a baby.
9. My sister and I are eating dinner.
10. We're having French fries.
11. John and Mary are playing.
12. They're having a rest.

Yes/ No question:

She's studying English.

Question form: Is she studying English?

- "Yes, she is.

- No, she's not = No, she isn't

2

Exercise 2: Make questions and then answers.

1. I am speaking English.
2. We are speaking Japanese.
3. The teacher is sitting.
4. You are studying.
5. Mr. Allan is writing.
6. My mother and I are taking a walk.
7. Jennifer is eating lunch at the restaurant.
8. Allen is buying a newspaper.
9. I am going to bed.
10. We are driving to the sport center.
11. You are drinking a cup of coffee.
12. John is reading a story book.
13. They are listening to music.
14. She is taking a shower.
15. My friend is playing volleyball.
16. She is riding a bicycle in the park.



London Streets



Exercise 2: Listen and repeat.

Singing

Reading a **book**

Watching **television**

Talking

Smoking a pipe

Playing table tennis

Cooking

Washing her **hair**

Listening to the **radio**

Sleeping

Eating an **apple**

Drinking tea



Exercise 3



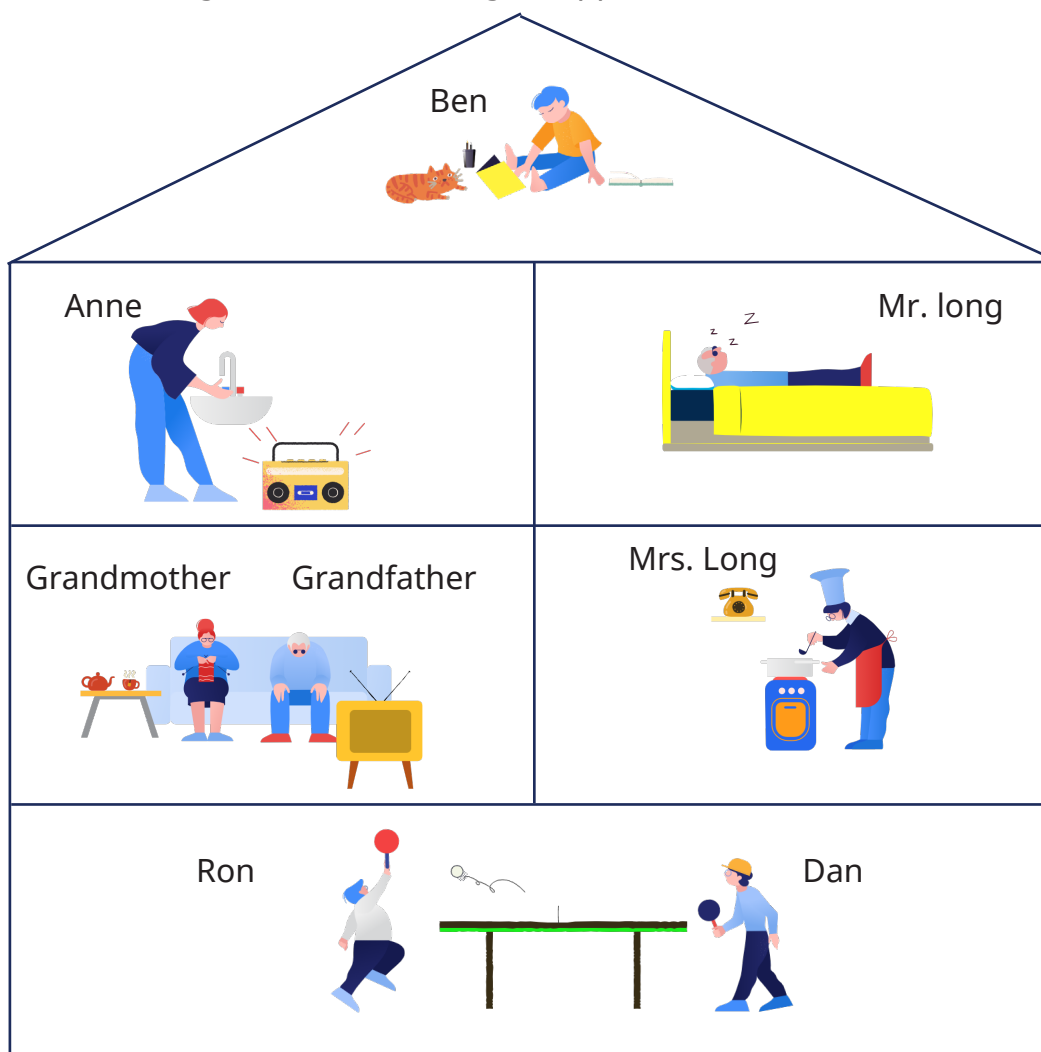
Sentence practice

Examples:

1. **Mr. Long** is **sleeping**.

2. Teacher: **What's Ben** doing?

Student: He's **reading a book** and **eating an apple**.



Dialogue

(Mrs Long is talking on the telephone)

Mrs. Young: Good **morning**, Mrs **Long**. How **are** you?

Mrs. Long: I'm **fine**, **thanks**.

Mrs. Young: **What** are you **doing**?

Mrs. Long: I'm **cooking**.

Mrs. Young: **What** are the **children** doing?

Mrs. Long: **Ben** is **reading**. **Anne** is **washing** her **hair**. **Ron** and **Dan** are **playing** **table** tennis.

Mrs. Young: And **is** your **husband** **washing** the **car** this **morning**?

Mrs. Long: **No**, he **isn't**! He's **sleeping**.

5

Exercise 5: Substitute the words below into the sentences.

John is playing basketball with his friends now.

- | | | | | |
|-----------------|-----------------|-----------------|--------|---------------|
| 1. We | 3. Mary | 5. I | 7. You | 9. My mother |
| 2. The students | 4. The children | 6. John and you | 8. She | 10. My friend |

6

Exercise 6: Change the sentences below to present progressive with the phrase "now".

- | | |
|----------------------------------|---|
| 1. I walk every day. | 6. The teacher speaks French in class. |
| 2. She writes every day. | 7. The girl looks at Mr. Allen every day. |
| 3. We use the eraser every week. | 8. People open the door twice a week. |
| 4. He moves the chair every day. | 9. The gardener goes to the garden every day. |
| 5. I sit here every day. | 10. We take an exam every week. |



Homework

1

Exercise 1: Translate the sentences below, then make them negative.

۱. من دارم یک نامه می‌نویسم:
۲. تو داری یک تابلو می‌کشی:
۳. من و پدرم داریم به سینما می‌رویم:
۴. جان و بتی دارند شام می‌پزند:
۵. جان این هفته به سختی کار می‌کند:
۶. سارا الان یک لباس جدید پوشیده است:
۷. آن گربه دارد با یک توپ قرمز بازی می‌کند:
۸. جان دارد یک سیب می‌خرد:
۹. تام دارد یک آواز جدید می‌خواند:
۱۰. مادر من دارد یک کتاب انگلیسی می‌خواند:
۱۱. جورج دارد لغات جدید را تکرار می‌کند:
۱۲. دانش آموزان دارند ساندویچ میل می‌کنند:
۱۳. ما داریم یک خانه ی جدید می‌سازیم:

2

Exercise 2: Translate the sentences below, then make yes/ no questions.

۱. او (پسر) امروز گرامر انگلیسی مطالعه می‌کند:
۲. مایک الان دارد قهوه می‌نوشد:
۳. بچه‌ها امروز دارند بستنی می‌خورند:
۴. آقا و خانم آلن دارند آب پرتقال میل می‌کنند:
۵. من و همکلاسی‌هایم داریم اسپانیولی می‌خوانیم:
۶. ما داریم یک کتاب تاریخی مطالعه می‌کنیم:
۷. تو داری از یک خودکار آبی استفاده می‌کنی:
۸. تو و جان الان دارید تنیس بازی می‌کنید:
۹. من الان دارم درس ۱۲ را مطالعه می‌کنم:
۱۰. دانش آموزان امروز دارند از یک موزه ی قدیمی دیدن می‌کنند:



Speaking Time

- Why are you learning English?
- What are you doing this year to improve yourself?
- Are you reading any interesting books these days? Which ones?
- What series are you watching now?
- Who are you hanging out with a lot these days?
- What do you think your family members are doing at the moment?

UNIT 13

Present Continuous Vs. Present Simple



As you know, we use continuous form for actions and happenings that have started but not finished (they are eating).

But some verbs (such as: **love** and **know**) are not normally used in this way.

We don't say: I am loving my mother now.

We say: I love my mother.

Some of these verbs are:

Like	Love	Hate	Want	Need
Prefer	Know	Realize	Suppose	Mean
Understand	Believe	Remember	Belong	Fit
Contain	Consist	Seem	Insist	Agree

- I'm hungry. I want to eat something. (Not I'm wanting)
- Do you understand me?
- Mary doesn't seem very happy today.

Think

When **think** means '**believe**' or '**have an opinion**', we do not use the continuous:

- I think Canadian are good people (= I believe Canadian are good people)
- What do you think about my plan? (= What is your opinion about my plan?)

When **think** means '**consider**', the continuous is possible:

- I'm thinking about Mary.
- Nicky is thinking about leaving her job. (= She is considering it)

He is selfish Vs. He is being selfish

He's being= He's behaving /He's acting.

Compare:

- I can't understand why he is being so selfish. He isn't usually like that.
(Being selfish = behaving selfishly at the moment)
- He never thinks about other people. He is very selfish. (Not he is being)
(= He is selfish generally, not only at the moment)



Hint: When we say "**Mary is selfish**", it's a part of her character.



Hint: When we say “**Mary is being selfish**”, it isn’t a part of her character, but she is behaving selfishly at the time of speaking,

We use “am/is/are being” with adjectives about people’s behaviour. It is not usually possible in other sentences

- It’s hot today. (Not it is being hot)
- Sarah is very tired. (Not is being tired)
- I don’t know why he is being so impolite, he is usually very polite.

See, Hear, Smell, Taste

• We normally use the present simple (not continuous) with these verbs:

See	Hear	Smell	Taste
-----	------	-------	-------

- Do you see that man over there? (Not are you seeing)
- I taste salt in this food.
- This room smells very bad. Let’s open a window.
- We often use these verbs with “**can**”:
- I can hear a strange noise. Can you hear that?

Look & Feel

You can use the present simple or continuous to say how somebody looks or feels now:

- You look well today OR you’re looking well today.
- How do you feel now? OR how are you feeling now?

But

- I usually feel tired in the morning. (Not I’m usually feeling)

Have

“**Have**” in the meanings of **possession**, **relationship** and **illness** cannot be used in continuous forms:

- I have a car NOT I am having a car
- John has a sister NOT John is having a sister
- I have a cold NOT I am having a cold

But

- In other meanings, it is possible:
- I am having lunch
- Mary is having a shower



Hint: The verb “**Have**” (but not “have got”) has different meanings and we use it in present continuous a lot.

Have	breakfast / dinner / a cup of coffee / something to eat etc. a bath / a shower / a swim / a break / a rest / a party / a holiday an accident / an experience / a dream a look (at something) a chat / a conversation / a discussion (with somebody) trouble / difficulty / fun / a good time etc. a baby (= give birth to a baby)
------	---



Hint: “**Have got**” is not possible in these situations,

compare:

- Sometime I **have** (= eat) a sandwich for my lunch. (Not “I have got”)
- I **have / have got** some sandwiches. Do you like one?



Hint: We can use continuous forms with the expressions in the box:

- We’re enjoying our holiday. We’re having a great time. (Not We have)
- Mark is having a shower now. He has a shower every day.



Hint: In questions and negative sentences we use **do / does / did**:

- I don’t usually have a breakfast. (Not I usually haven’t)
- Does Tom have lunch at noon? (Not Has Tom lunch)
- Did you have trouble finding an apartment? (Not Had you trouble)

1

Exercise 1: Substitute the words and make necessary changes.

I'm working at school today.

- | | | |
|----------------------|-------------------|--------------------|
| 1. Every day | 9. Play | 17. At school |
| 2. Every month | 10. This month | 18. Teach |
| 3. Now | 11. This week | 19. This year |
| 4. On Mondays | 12. Practice | 20. We |
| 5. At the restaurant | 13. Every day | 21. Study |
| 6. He | 14. At the moment | 22. At the library |
| 7. They | 15. We | 23. Read |
| 8. Stadium | 16. She | 24. Every Saturday |

2

Exercise 2: Make questions, use present continuous in your questions whenever it is possible.

Teacher: **You see Mary.**

Student: **Do you see Mary?**

Teacher: **The teacher looks at the students.**

Student: **Is the teacher looking at the students?**

- | | |
|-----------------------------------|--|
| 1. The students hear the teacher. | 9. I visit a museum every third month. |
| 2. The teacher needs a book. | 10. Mary likes apples. |
| 3. Mr. Miller listens to music. | 11. She wants a cup of coffee. |
| 4. I know you. | 12. My parents prefer tea to coffee. |
| 5. The room smells bad. | 13. This book contains grammar. |
| 6. We understand English. | 14. The police help the people. |
| 7. This food tastes bad. | 15. I hate ice cream. |
| 8. They study English. | |



London Streets

Ordinal Numbers			
1st	First	6th	Sixth
2nd	Second	7th	Seventh
3rd	Third	8th	Eighth
4th	Fourth	9th	Ninth
5th	Fifth	10th	Tenth



Hint: There are two kinds of time adverbials showing repetition.

Time Adverbials	
Every week	Once a week
Every other week	Twice a week
Every third week	Three times a week
Every fourth week	Four times a week

Every other + (week, day...)

Example:

- I go to gym **every other day**.
- My father travels to London **every third month**.

Every ordinal number (except "first" and "second") + (week, day...)

Example:

- Mary sees her friends **once a week**.
- I brush my teeth **three times a day**.

3

Exercise 3: Substitute the words and make necessary changes.

I'm working at school today.

1. Every day
2. Today
3. Last week
4. Once a week
5. Go swimming
6. Every other day
7. Every month
8. Play tennis
9. Twice a week
10. Two days ago
11. Every third day
12. Now
13. Brush my teeth
14. Three times a day
15. Mary
16. Listen to English songs
17. This week
18. Last night
19. In the afternoon
20. Eat lunch
21. Two hours ago
22. Once a day
23. Leave here
24. Last year
25. Now
26. You
27. Every other week
28. Have pizza
29. Twice a month
30. Last night

1

Exercise 1: Translate the following sentences.

- ۱. من الان او (دختر) را می‌شناسم:
- ۲. جان از بستنی متنفر است:
- ۳. من باور دارم جان پسر خوبی است:
- ۴. من دارم به امتحانم فکر می‌کنم:
- ۵. مری ۳ تا برادر دارد:
- ۶. جان متعلق به آن باشگاه قدیمی است:
- ۷. او (دختر) انگلیسی می‌فهمد:
- ۸. همکلاسی من به یک مداد سیاه نیاز دارد:
- ۹. دختر معلم من یک اتومبیل جدید می‌خواهد:
- ۱۰. تو امروز شاد به نظر می‌رسی:
- ۱۱. این سیب طعم بدی می‌دهد:
- ۱۲. من موسیقی را می‌شنوم:
- ۱۳. من دارم به موسیقی گوش می‌دهم:
- ۱۴. پدر من چای را به قهوه ترجیح می‌دهد:
- ۱۵. همسران آن ها عاشق لباس هستند:

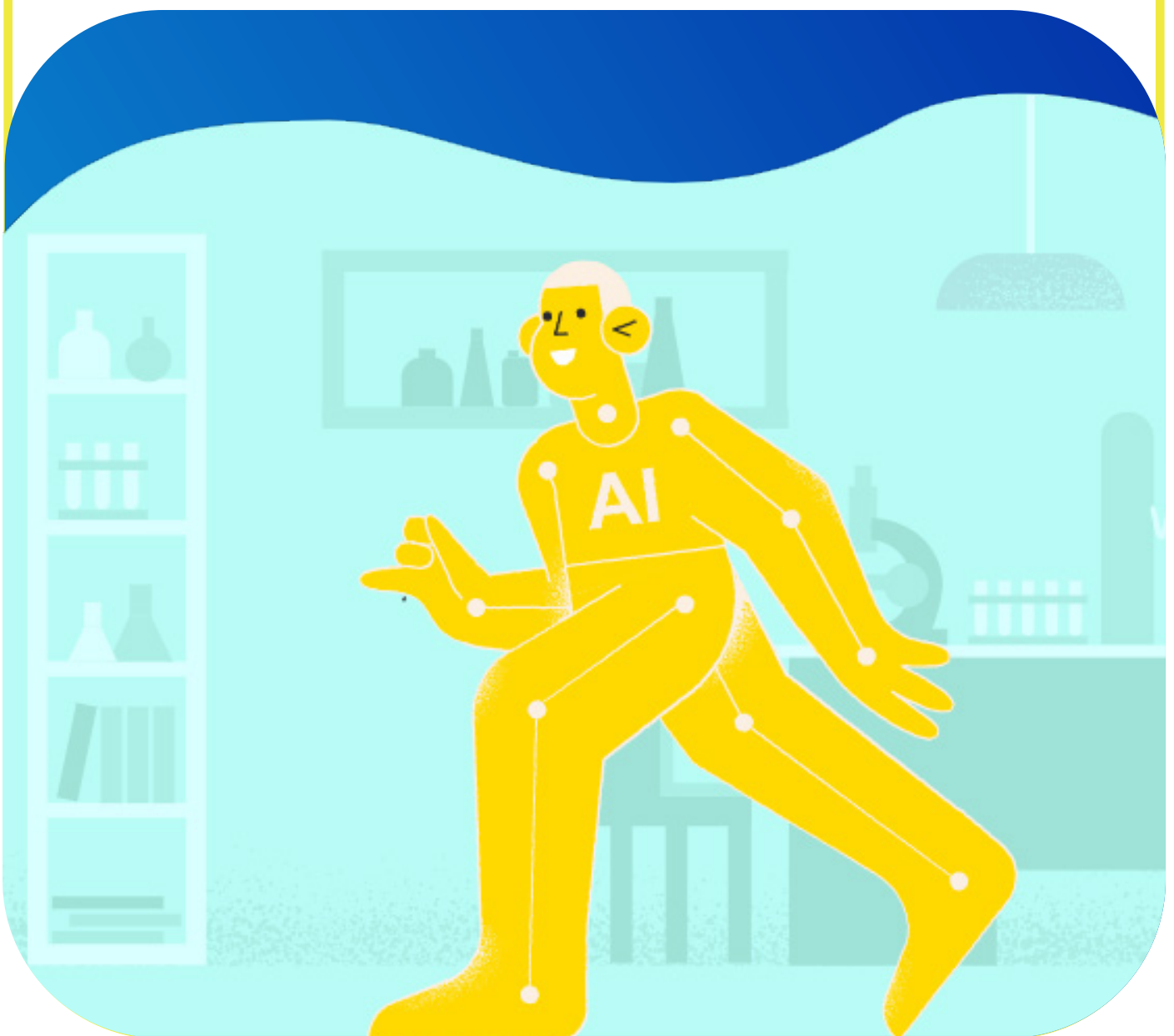
2

Exercise 2: Translate the following sentences.

- ۱. ما یک هفته در میان امتحان داریم:
- ۲. من یک روز در میان پدر بزرگم را ملاقات می‌کنم:
- ۳. مادر من دو بار در هفته پنجره های خانه را تمیز می‌کند:
- ۴. مردم ۳ بار در روز دندان هایشان را مسواک می‌زنند:
- ۵. همسر تو سالی یک بار به لندن مسافرت می‌کند:
- ۶. من و دوستم دو بار در ماه به سینما می‌رویم:
- ۷. مری هر سه هفته یک بار یک کتاب جدید مطالعه می‌کند:
- ۸. خواهران تام چهار بار در سال امتحان می‌دهند:
- ۹. من یک ماه در میان، در آن استخر شنا می‌کنم:
- ۱۰. تو یک بار در هفته اتومبیلت را می‌شویی:

UNIT 14

Future



Here we have three different structures to talk about future:

1. To be going to

Subject + am/is/are going to + simple verb

Example: I **am going to** study English tomorrow.

Meaning: I have already decided to do it (study English tomorrow); I intend to do it:

Some examples:

- I hear Sarah has won some money. She **is going to** buy a new car.
- **Are you going to** watch the film on TV tonight?
- Ann **isn't going to** study tonight.
- **I'm going to** go shopping tomorrow.

2. Will

Subject + will + simple verb

Example: The door isn't open, I **will open** the door.

Meaning: We use "**I will (I'll)**" when we decide to do something at the time of speaking.

Some examples:

- Did you phone Lucy? Oh no, I forgot. **I'll phone** her now.
- What would you like to drink? **I'll have** an orange juice, please



Some Hints:

1. You cannot use the present simple (I phone/ I go etc.) in these sentences.
2. We often use I think I'll And I don't think I'll:
 - I feel a bit hungry. I think **I'll have** something to eat.
 - I don't think **I'll go** out tonight. I'm too tired.
3. In spoken English the negative of "**will**" is usually "**won't**" (=will not)
 - I can see you're busy, so I **won't** stay long.
4. Do not use "**will**" to talk about what you have already decided or arranged to do.
 - I **am going** on holiday next Saturday.

3. Present Continuous (I am doing)

Example: I have an exam next Monday. I'm studying tomorrow.

Meaning: We use present continuous (I am doing) for talking about future when we say what we have arranged to do.

Some examples:

- **I'm meeting** Ann this evening.



Hint: The difference between "to be going to" and "present continuous (future usage)" is that, in "to be going to" we have only decided to do something (perhaps not arranged to do it) but in "present continuous (future usage)" we have decided and arranged to do something in the future.

1

Exercise 1: Substitute the words and make necessary changes.

I'm going to study tomorrow.

- | | | |
|-----------------|------------------|----------------|
| 1. He | 5. They | 9. You |
| 2. We | 6. She | 10. The man |
| 3. I | 7. John | 11. The doctor |
| 4. The students | 8. John and Mary | 12. Practice |

2

Exercise 2: Contrast the present progressive with the forms used with future time. Substitute the words and make necessary changes.

I'm going to practice tomorrow.

- | | | | | |
|--------------|---------|---------------|-----------|---------------|
| 1. Now | 5. Now | 9. Tomorrow | 13. I | 17. Now |
| 2. Next week | 6. He | 10. Next week | 14. Study | 18. Tomorrow |
| 3. We | 7. They | 11. Next year | 15. He | 19. My father |
| 4. Tomorrow | 8. She | 12. We | 16. They | 20. She |

Statement: George **is** going to read a book.

Yes/No question: **Is** George going to read a book?

3 **Exercise 3:** Listen to the statement. Form a corresponding question.

Teacher: **They're going to study.**

Student: **Are they going to study?**

1. John is going to play baseball.
2. He's going to be an engineer.
3. The students are going to eat lunch.
4. They're going to study English.
5. The girl is going to learn English.
6. She's going to visit the museum.
7. She's going to attend the university.
8. Mr. Miller is going to study Japanese.
9. Mr. Miller is going to eat dinner at a good restaurant.
10. George is going to be busy.
11. Mary is going to arrive at 9:00.

4 **Exercise 4:** Substitute the words and make necessary changes.

I'm in Paris now.

- | | | | | |
|--------------|---------------|--------------|---------------|---------------|
| 1. He | 7. Mary | 13. They | 19. He | 25. You |
| 2. Last week | 8. She | 14. Now | 20. At home | 26. They |
| 3. Next week | 9. In Paris | 15. Tomorrow | 21. Mary | 27. Last week |
| 4. Here | 10. Yesterday | 16. We | 22. Now | 28. I |
| 5. Now | 11. You | 17. I | 23. Yesterday | 29. They |
| 6. They | 12. I | 18. You | 24. We | 30. We |

5

Exercise 5: listen to the statement about Paul. Make negative statement about George.

Teacher: **Paul is happy.**

Student: **George isn't happy.**

-
1. Paul has a car.
 2. Paul is tired.
 3. Paul studied last night.
 4. Paul is a student.
 5. Paul was hungry last night.
 6. Paul reads in the morning.
 7. Paul is often busy.
 8. Paul wanted fish for dinner.
 9. Paul walked home yesterday.
 10. Paul is writing a letter.
 11. Paul is usually tired.
 12. Paul likes ice cream.
 13. Paul is sick.
 14. Paul is at the library.
 15. Paul likes beer.
 16. Paul has a new car.
 17. Paul was sick yesterday.
 18. Paul was absent yesterday.
 19. Paul studied at the library yesterday.
 20. Paul is going to go to New York.
 21. Paul is studying now.
 22. Paul is going to buy a wrist watch.
 23. Paul has coffee in the morning.
 24. Paul will buy a new house.



Homework

1

Exercise 1: Complete the sentences with the words in parentheses.

- | | |
|---------------|--------------------------------------|
| 1. I | 1. You the truth. (Tell-tomorrow) |
| 2. You | 2. To school at 7:00. (Go- tomorrow) |
| 3. He | 3. Television. (Watch- tomorrow) |
| 4. She | 4. French. (Teach- tomorrow) |
| 5. They | 5. The car. (Wash- tomorrow) |
| 6. My sister | 6. A letter for me. (Write-tomorrow) |
| 7. We | 7. To Canada. (Travel- tomorrow) |
| 8. Sarah | 8. In the party. (Dance- tomorrow) |
| 9. Michael | 9. In the pool. (Swim- tomorrow) |
| 10. My father | 10. In the park. (Run- tomorrow) |
| 11. My uncle | 11. The newspaper. (Read- tomorrow) |

- 1.
- 2.
- 3.
- 4.
- 5.
- 6.
- 7.
- 8.
- 9.
- 10.
- 11.

2

Exercise 2: Translate the following sentences using "Will", then make yes/ no questions and make short answers.

۱. مادر من فردا به خرید خواهد رفت:

۲. جان هفته آینده به دندانپزشک خواهد رفت:

۳. مری ماه آینده پیانو خواهد نواخت:

۴. آن ها فردا شب به سینما خواهند رفت:

۵. تو امشب سخت مطالعه خواهی کرد:

۶. ما فردا شب قهوه خواهیم نوشید:

۷. من تابستان آینده به لندن مسافرت خواهم کرد:

۸. خواهر من فردا شب دوستانش را دعوت خواهد کرد:

۹. جان فردا بعد از ظهر به پیک نیک خواهد رفت:

۱۰. مری ماه آینده تولدش را جشن خواهد گرفت:

3

Exercise 3: Translate the following sentences using “to be going to”, then make yes/no questions and make short answers.

۱. مری قصد دارد فردا یک کتاب تاریخی بخونه:
.....
.....
۲. جان و مری قصد دارند هفته آینده تنیس بازی کنند:
.....
.....
۳. جان قصد دارد لغات جدید را تکرار کنه:
.....
.....
۴. مادر من قصد دارد ماه آینده یک چتر جدید بخرد:
.....
.....
۵. ما قصد داریم سال آینده از یک شهر جدید دیدن کنیم:
.....
.....
۶. بچه ها قصد دارند بستنی بخورند:
.....
.....
۷. والدین جان قصد دارند قهوه بنوشند:
.....
.....
۸. دوست من قصد دارد انگلیسی مطالعه کنه:
.....
.....
۹. من قصد دارم یک روزنامه انگلیسی بخوانم:
.....
.....
۱۰. آنها قصد دارند سیب بفروشند:
.....
.....



Speaking Time

- What will you do after this class?
- What are your plans for the next five years?
- What will you do this weekend?
- Will you have children?
- Will humans live on another planet?
- What things will change about life in the future?

UNIT 15

Past Continuous & Making Requests



Making request

If you want to make a **request** or **order** you can simply bring a verb at the beginning of the sentence.

For example:

- Go to classroom please.
- Call your mom now.



Hint: Put (**Would you please**) or (**could you please**) at the beginning of your sentence to ask something politely.



Hint: To make a polite positive answer, you can say: (**Yes, I'd be glad to.**)

1

Exercise 1: Form polite request sentences with the suggested words. A second student will respond with **Yes, I'd be glad to.**

Teacher: **Close the window.**

Student: **-Would you please close the window.
-Yes, I'd be glad to.**

Teacher: **Open your book**

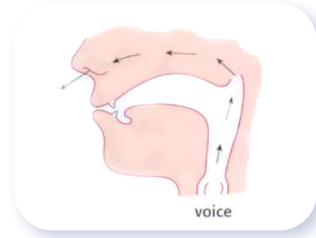
Student: **-Could you please open your book.
-Yes, I'd be glad to.**

-
- | | |
|---------------------------|---------------------------|
| 1. Read the sentences | 7. Walk to the blackboard |
| 2. Write your name | 8. Give me that notebook |
| 3. Translate the sentence | 9. Cash this check |
| 4. Close the door | 10. Write with pen |
| 5. Go to the store | 11. Pass the sugar |
| 6. Pass the salt | 12. Lend me your pencil |



London Streets

m



Mouth



 **Exercise 1:** Listen and repeat.

Market



Come to the **market**.

Swimming pool



Come to the **swimming pool**.

Farm



Come to the **farm**.

Home



Come home.

 **Sentence practice**

Example: Picture 1

Come to the **market** with **me**.

Past Continuous

Structure

Subject + [was/were + (verb+ing)] + Object + Adverb of manner + Adverb of Place + Adverb of Time

[was/were + (verb+ing)] is the past continuous.

Usages of Past Continuous

I **was speaking** to my mother when John **came**.

When we started doing something in the past, and another activity happened in the middle of that, we use **past continuous** to talk about the first activity (with a longer period of time) and past simple for the second one.

Additional examples:

- Helen **was looking** at Mary when I **waved** to her.
- I **was walking** home when I **met** you.
- Kate **was watching** TV when we **arrived**.
- Helen **phoned** while we **were having** dinner.

We also use **past continuous** alone (without past simple) when we are talking about a point that we were in the middle of doing something in the past.

We also use **past continuous** alone (without past simple) when we are talking about a point that we were in the middle of doing something in the past.

For example:

- This time last year I **was living** in Brazil.

2**Exercise 2:** Substitute the words and make necessary changes.

I was playing with a cat yesterday morning.

- | | |
|---------------|-------------------------------------|
| 1. Dog | 7. Yesterday |
| 2. Now | 8. Listening to/at 10:00 Last night |
| 3. Looking at | 9. Radio |
| 4. Picture | 10. The music |
| 5. Watching | 11. At the time of being |
| 6. TV | 12. Enjoy |

Yes/ No question

- She **was** working at 10:15 yesterday morning.
- **Was** she working at 10:15 yesterday morning?

3**Exercise 3:** Substitute the words and make necessary changes.

Was Mary watching TV at 5:00 last Monday?

- | | |
|-------------------------|----------------------------|
| 1. Shopping | 7. Waiting for me |
| 2. Cycling | 8. Studying |
| 3. You | 9. My mother |
| 4. Driving | 10. Talking on the phone |
| 5. Trying to find a job | 11. Cooking dinner |
| 6. The students | 12. Looking at the picture |

4**Exercise 4:** Substitute and make necessary changes.

John was waiting for the bus when I arrived.

- | | |
|--------------------------|-----------------------|
| 1. Reading a newspaper | 5. Doing homework |
| 2. Working in the garden | 6. She |
| 3. John and you | 7. Telling a story |
| 4. Playing | 8. Washing the dishes |

Homework

1

Exercise 1: Translate the following sentences.

۱. لطف می‌کنی در اتاقت را باز کنی؟ بله، خوشحال می‌شوم.

۲. لطف می‌کنی اتومبیلت را به من قرض بدهی؟ بله، خوشحال می‌شوم.

۳. لطف می‌کنی کتابِ مری را بیاوری؟ بله، خوشحال می‌شوم.

۴. لطف می‌کنی امشب یک نامه بنویسی؟ بله، خوشحال می‌شوم.

۵. لطف می‌کنی اسمت را هجی کنی؟ بله، خوشحال می‌شوم.

۶. لطف می‌کنی شام را آماده کنی؟ بله، خوشحال می‌شوم.

۷. لطف می‌کنی تکالیفت را انجام دهی؟ بله، خوشحال می‌شوم.

۸. لطف می‌کنی با من به سینمایی بیایی؟ بله، خوشحال می‌شوم.

2

Exercise 2: Translate the following sentences.

۱. تام داشت شام میل می‌کرد که تلفن زنگ خورد:

۲. مادر من داشت ظرف‌ها را می‌شست که من رسیدم:

۳. پدرِ جان داشت اتومبیلش را تعمیر می‌کرد که تاکسی رسید:

۴. جان منتظر معلمش بود که مری را دید:

۵. هلن داشت به موسیقی گوش می‌داد که جان به او زنگ زد:

۶. وقتی من و مادرم داشتیم خرید می‌کردیم من تام را دیدم:

۷. وقتی پیتر داشت سوالات را پاسخ می‌داد معلم کلاس را ترک کرد:

۸. وقتی دوستانم داشتند در مهمانی می‌رقصیدند پلیس رسید:

۹. وقتی جان داشت با مادرش صحبت می‌کرد لیوان‌ها شکستند:

۱۰. وقتی ما داشتیم صبحانه میل می‌کردیم خواهرم خانه را ترک کرد:

۱۱. جان سه شنبه‌ی گذشته ساعت ۲ داشت خرید می‌کرد:

۱۲. عموی جان دیروز صبح ساعت ۹ داشت کار می‌کرد:

۱۳. معلم ما دیشب ساعت ۱۰ داشت یک فیلم تماشا می‌کرد:

۱۴. برادر جوان من دوشنبه‌ی گذشته ساعت ۵ داشت با دوستانش بازی می‌کرد:

۱۵. پدر من دیروز بعد از ظهر داشت اتاقم را رنگ می‌کرد:

UNIT 16

Past Participle & Review



Past Participle

Each verb has three forms in English:

Basic for (bare infinitive)

Past form

Past participle

You will learn the main usages of past participle in next terms, but one of its usages is being an adjective.

For example: The door is **closed**.

“**Closed**” is an adjective here, and actually the past participle of the verb “**Close**”

- This is a **written** message.
- The police are looking for a **stolen** car.
- The window is **broken**.



Hint: As you know we have two kinds of verbs:

Regular Verbs

Basic for (bare infinitive)	Past form	Past participle
Work	Worked	Worked

Irregular Verbs

Basic for (bare infinitive)	Past form	Past participle
Eat	Ate	Eaten



Hint: You need to memorize irregular verbs.

Irregular Verbs

Infinitive	Past simple	Past participle
Drive	Drove	Driven
Write	Wrote	Written
Ride	Rode	Ridden
Break	Broke	Broken
Wake	Woke	Woken
Choose	Chose	Chosen
Speak	Spoke	Spoken
Steal	Stole	Stolen
Wear	Wore	Worn
Tear	Tore	Torn
Grow	Grew	Grown
Know	Knew	Known
Fly	Flew	Flown
Draw	Drew	Drawn
Eat	Ate	Eaten
Give	Gave	Given
Come	Came	Come
Become	Became	Become
Fall	Fell	Fallen
Take	Took	Taken
Sing	Sang	Sung
Drink	Drank	Drunk
Begin	Began	Begun
Swim	Swam	Swum
Run	Ran	Run
Win	Won	Won
Get	Got	Got
See	Saw	Seen
Go	Went	Gone
Do	Did	Done
Be	Was/Were	Been

Review

①

Exercise 2: Answer "No" to the questions and add a statement using the word tomorrow.

Mary is watching a movie.

- | | | |
|--------------|----------------------|----------------------|
| 1. She | 7. Studying a lesson | 13. Now |
| 2. Yesterday | 8. Every day | 14. Watching a movie |
| 3. Every day | 9. We | 15. Last night |
| 4. Now | 10. Now | 16. We |
| 5. John | 11. Last week | 17. Now |
| 6. We | 12. They | |

②

Exercise 2: Answer "No" to the questions and add a statement using the word tomorrow.

Teacher: **Did George study yesterday?**

Student: **No, he's going to study tomorrow.**

- | | |
|--|--|
| 1. Did Mary read the book? | 6. Did Mary learn the new words? |
| 2. Did Mr. Miller play tennis yesterday? | 7. Did George buy a wrist watch? |
| 3. Did Mary work in the garden? | 8. Did Mr. and Mrs. Miller visit the museum? |
| 4. Did John eat fish for dinner yesterday? | 9. Did George move the table? |
| 5. Did Mr. Allen eat dinner at a restaurant? | 10. Did Mary repeat the words? |

③

Exercise 3: Substitute the words in sentences below.

The boys were here yesterday.

- | | | |
|----------------|------------------|---------------|
| 1. The teacher | 5. John and Mary | 9. Yesterday |
| 2. John | 6. We | 10. The books |
| 3. He | 7. They | 11. The bag |
| 4. Now | 8. Last night | 12. In class |

Now substitute the new words and continue as it was in last exercise.

I'm using an eraser.

- | | | |
|-----------------|-----------------------------------|--------------------|
| 1. A pencil | 6. Looking at the book | 11. Was speaking |
| 2. A book | 7. The children/ sitting in class | 12. The girls |
| 3. Writing | 8. Going to class | 13. Tom and George |
| 4. John | 9. The child | 14. They |
| 5. The students | 10. Was studying English | 15. We |

4


Exercise 4: Substitute the words and make necessary changes.

I'm not in school now.

- | | | |
|-----------------|--------------|-----------------|
| 1. Class | 5. Last week | 9. Yesterday |
| 2. The students | 6. At home | 10. In New York |
| 3. They | 7. John | |
| 4. We | 8. Mary | |



London Streets



Book



Exercise 1: Listen and repeat.



Sound1

Cock

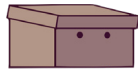
Sound2

Cook



Lock

Look



Box

Books



Look at the pairs of sentences below. Put a tick against the sentences you hear.

- a) What a noisy cock! What a noisy cook!
- b) I want a lock. I want a look.
- c) Give me the box please. Give me the books please.



Exercise 2: Listen and repeat.





Sentence practice

Examples:



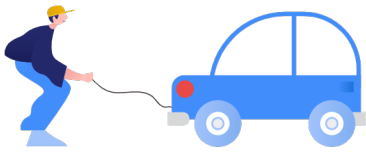
Look! He's **Pushing** it. **Don't push** it! **Pull** it!

b)



Look! He's **Pulling** it. **Don't pull** it! **Push** it!

1



2



3



4



5



6





Homework

1

Exercise 1: Translate the following sentences.

- ۱. ما در سال ۱۹۹۸ در لندن بودیم:
- ۲. ما هر روز الگوهای سخت را تمرین می کنیم:
- ۳. خودکار جان زیر میز است:
- ۴. من دارم از پاک کن استفاده می کنم:
- ۵. جان هنر نمی خواند:
- ۶. پدر دوست من در کتابخانه است:
- ۷. دوست پدر من در کتابخانه است:
- ۸. دوره آموزشی شما سخت است:
- ۹. عموی جان هرشب در خانه یک نامه را می نویسد:
- ۱۰. من فردا به شما حقیقت را خواهم گفت:
- ۱۱. آیا تو یک برادر داری؟ :
- ۱۲. آیا جان شب مطالعه می کند؟ :
- ۱۳. خاله ی جان پارسال یک خلبان بود:
- ۱۴. خواهر مری ایران است:
- ۱۵. ما یک هفته در میان در مدرسه نهار می خوریم:
- ۱۶. آیا دانش آموزان اینجا مطالعه می کنند؟ :
- ۱۷. شما قصد داری فردا به مدرسه بروی:
- ۱۸. والدین دوست من در شهر هستند:
- ۱۹. آیا تو در اتاق نشیمن هستی؟ :
- ۲۰. من دیروز صبح داشتم با یک سگ بازی می کردم:
- ۲۱. من و تام پارسال هنر نخواندیم:
- ۲۲. لباس های جان در کلاس است:
- ۲۳. آیا جان سردش است؟ :
- ۲۴. من و جان قصد داریم بعد از ظهر مطالعه کنیم:
- ۲۵. جان پارسال از لندن دیدن کرد:
- ۲۶. آیا جان یک کتاب دارد؟ :
- ۲۷. آیا شما اهل آمریکا هستی؟ :
- ۲۸. آیا آن کیف سنگین است؟ :
- ۲۹. کیف معلم زیر میز است:
- ۳۰. درس های ما سخت هستند:
- ۳۱. عموی من فردا قصد دارد روزنامه بخواند:

۳۲. آیا مری دوشنبه ساعت ۵ داشت خرید می‌کرد؟ :

 ۳۳. من الان در مدرسه نیستم:
 ۳۴. آیا او تکالیفش را در خانه انجام خواهد داد؟ :

 ۳۵. او هفته گذشته به دانشگاه رفت:
 ۳۶. جوراب های او (دختر) آنجاست:
 ۳۷. آن‌ها قصد دارند فردا ماشین شان را بشویند:
 ۳۸. آیا تو هر شب تکالیفت را انجام می‌دهی؟ :

 ۳۹. آیا حق با شماست؟ :

 ۴۰. سه روز قبل من با دوستم صحبت کردم:
 ۴۱. مایکل قصد دارد فردا در استخر شنا کند:
 ۴۲. دانش آموزان آمریکایی در کلاس انگلیسی صحبت می‌کنند:
 ۴۳. آیا جورج میز را جابه جا کرد؟ :

 ۴۴. آن همسران خوشحال هستند:
 ۴۵. آیا خانم اسمیت هر روز سیب ها را می‌فروشد؟ :

 ۴۶. من الان در حال راه رفتن هستم:
 ۴۷. آیا آن‌ها شب گذشته یک آواز خواندند؟ :

 ۴۸. آیا مری دو بار در هفته در کتابخانه روزنامه می‌خواند؟ :

 ۴۹. آیا مری دوشنبه ساعت ۵ داشت تلویزیون تماشا می‌کرد؟ :

 ۵۰. مایکل قصد دارد فردا در استخر شنا کند:
 ۵۱. ما دیشب یک مهمانی خوب داشتیم:
 ۵۲. آیا مادر من فردا به خرید می‌رود؟ :

 ۵۳. آیا وکیل اشتباه می‌کند؟ :

 ۵۴. هنگامی که من رسیدم، جان منتظر اتوبوس بود:
 ۵۵. لطف می‌کنید نمک را بدهید:
 ۵۶. جان قصد دارد فوتبال بازی کند:
 ۵۷. هنگامی که من رسیدم، جان داشت یک روزنامه می‌خواند:
 ۵۸. جان الان در حال تماشای فیلم است:
 ۵۹. او قرار است یک مهندس باشد:
 ۶۰. لطف می‌کنید مدداتان را به من قرض بدهید:
 ۶۱. آیا شما در کلاس، فرانسه می‌خوانید؟ :

 ۶۲. آیا دانش آموزان قصد دارند نهار بخورند؟ :

 ۶۳. جان یک روز در میان در کارخانه کار می‌کند:
 ۶۴. جان الان در حال تماشای فیلم است:
 ۶۵. آیا معلم پیر اهل لندن است؟ :

 ۶۶. معلم ها بعد از ظهر اینجا مطالعه می‌کنند:

- ۶۷. آیا جورج یک ساعت مچی خرید؟ :
..... ۶۸. آیا مری قرار است ساعت ۹ برسد؟ :
..... ۶۹. او دیروز در پاریس نبود:
..... ۷۰. او برای شام ماهی می‌خواست:
..... ۷۱. جورج هفته گذشته مطالعه نکرد:
..... ۷۲. کتاب های جان روی میز هستند:
..... ۷۳. آیا آن شانه ها سبز هستند؟ :
..... ۷۴. او آن الگوی سخت را یک هفته در میان تمرین می‌کند:
..... ۷۵. آیا دانش آموزان دوشنبه ساعت ۵ منتظر من بودند؟ :

UNIT 17

IELTS Listening Introduction



Understanding Numbers

Many of the questions on the IELTS Listening Module ask you to remember, identify, and/or write numbers that you hear. This is an easy skill to practice, but a difficult one to perfect.

Example;

You will see: Write the number you hear.
What is the flight number?

You will hear: Flight 33 leaves from Gate 13 Concourse C3.

Many numbers sound alike. Here are a few easily confused numbers.

3	13	30	33
4	14	40	44
6	16	60	66

Try to use the context to make a guess about what you are listening to. When you look over the questions to make assumptions about the topic, pay attention to those questions that ask for specific numbers. Listen carefully for those numbers.

1 Exercise 1: Listen to these telephone numbers. Pay attention to the way three different speakers say the same number.

- 1. 703-6588
- 2. 744-1492
- 3. 202-9983
- 4. 671-4532
- 5. 824-1561

Now write the numbers you hear.

- 6.
- 7.
- 8.
- 9.
- 10.

2

Exercise 2: Listen for the numbers and answer the questions. Write a number in the blank or choose the correct letter, A, B or C.

1.

Credit Card Charge Form

Card Holder: Roger Wilcox
Address: 13 High Street
Card Number:

2. How many seats are there in the new theater?

- A) 200
- B) 250
- C) 500

3.

Name Robrts, Sherry
Phone:

4. How much will the woman pay for the hotel room?

- A \$255
- B \$265
- C \$315

5.

Lost Luggage Report

Passenger name: Richard Lyons
Flight number:

Understanding the Alphabet

Many of the questions on the IELTS Listening Module ask you to remember, identify, and/or letters of the alphabet that you hear. This is a good skill to practice for the test and for real life.

EXAMPLE

You will see: Write the name you hear.
What is the person's name?

You will hear:

Speaker 1: Is your name spelled L-i-n or L-y-n-n?

Speaker 2: Actually, it's Lynne with an e.

3

Exercise 3: Circle the correct spelling of the name you hear.

- | | |
|----------------|------------|
| 1. Tomas | Thomas |
| 2. Maine | Main |
| 3. Patty | Patti |
| 4. Roberts | Robertson |
| 5. Springfield | Springvale |
| 6. Nixson | Dixon |

4

Exercise 4: Complete the statements. Write NO MORE THAN THREE WORDS AND/OR A NUMBER for the answer.

7.

Order Form

Name: A..... Green

Credit Card Number: B.....

8.

Telephone Directory

Barney's Discount Store 637-0982

A.....Theater B.....

9.

Hotel Serenity

Albert Street (Private Bag 9103)

Auckland 1, New Zealand

Tel: (9) 309-6445

Reservations

Name: Roberta A.....

Room number 304

Price B £.....

10.

Royal Theater

Ticket Order Form

Name: Peter Park

Address: 75 A..... Street

City: Riverdale

Seat number: B.....

11.

Professor: Dr. A.....

Office hours: T,Th 5:00 - 3:00

Office Number: B.....

12.

Addresses

Name: Wild Flower Society

Address: A..... State Street

City: B.....

UNIT 18

IELTS Speaking Introduction



Now we would like to teach you techniques of speaking:

There are **three** different parts in the IELTS speaking module, and in this unit we are going to speak about important items which you must follow in the first part.

How long does it take and what are the questions about?

Part one of the speaking test usually lasts for **4 to 5 minutes** and it includes some basic and familiar questions about your background, hobbies, interests, routines, lifestyle and habits.



Hint: To start talking about a topic you need an introduction.

How can we prepare a good introduction?

You shouldn't repeat the exact words of the question. When you go to universities or colleges in other countries you may be overwhelmed by the number of different topics you are expected to explain or provide seminars. You also may be asked with different questions in IELTS such as your interest, studies or working life, family, accommodation, etc. you need to give a clear reply and to show that you are able to develop your academic answers. For this, you need to start your speaking with a proper introduction. One of the best techniques is to state the words mentioned in the question in your own words. In other words, you will point out the key word of the question with different words or structures. You will also have some phrases and sentences to initiate most topic with them.

● Here are some "Beginners"

- You know...
- As far as I'm concerned,
- Well,
- In fact,
- As a matter of fact,
- I would like to talk about
- If I want to talk about this topic I would say
- As it turns out,
- To tell the truth,
- Actually,

Here we will give you some examples of using the above techniques for introducing and starting a topic.

Example 1:

Questioner: what is your favourite field of study?

You: well, if I want to talk about my beloved field of research and study I would say it is law and legal affairs. (You could put every other favourite field of study in the passage)

Example 2:

Questioner: Please talk about your hobbies:

You: As a matter of fact, the topic of hobbies is my favorite subject since I do a lot of fun in my free time as my hobbies. I do jogging, I watch TV and I read romance.

Because we know that students in this stage are not able to talk about all topics we will start from simple ones. We will talk about making introductions for complicated topics later in our lessons.

● Here we will teach you to give a report about yourself or your friend:

Questioner: please introduce yourself.

You:

- Well, I would like to talk about my own life.
- I was born years ago in
- I graduated from university.
- My major is
- I work as a/an In
- I have (got) brothers/ sisters.
- I'm living in/on Street.
- My favourite (sport/music/movie) is
- But I am also fond of
- I am interested in as well.
- I want to learn English to

Now make a list and prepare your speech about your partner.

- Well, I would like to talk about my friend. His/her name is
- He/she is originally from
- He/she studies in School/university.
- He/she is years old, and he/she will finish his/her course in years.
- His/her favourite hobby is to and his/her favourite food is
- He/she can speak two languages he/she speaks Farsi as a native speaker and he/she can speak English fluently.
- Finally, I would like to mention that he/she is a very cool person and I have a proper relationship with him/her.

In this step we are supposed to teach you how to talk about your daily life.

Make a list of what you do in a day such as: getting up, exercise, eating lunch and etc.

Write down the verbs as below:

- 1. Get up
- 2.
- 3.
- 4.
- 5. Go to sleep

Pay attention to the sentence structure in English.

Subject+ verb+ object+ adverb of place+ adverb of time

Try to make sentences with your list, like:

- I wake up at 10:00.
- I eat breakfast at 11:00.
- I go to school at 11:30.

Now let's use the words in the parentheses in your speaking. (**at first, after that, then** and **finally**)

For example:

- **At first**, I wake up at 9:00.
- **Then** I eat my breakfast.
- **After that** I watch TV for one hour.

Use these sentences at the end of your sentences to make your speech more beautiful.

- It is (**Adjective**) for me.
- I really like it.
- I must do this.

For example:

- I wake up at 10:00. ... It's very hard for me.
- I eat my breakfast. ... I really like to drink fruit juice in the morning.
- I go to school. ... I must go there at 11:00.

Remember:

If you want to think about the next sentence you can use the followings to fill the gaps:

Well, you know, actually

For example:

• I watch TV in the afternoon. I really like football. Well, I take a nap. It is necessary for me.
You know, I talk to my friends on the phone.

If you want to talk about your favourites, you can use these templates:

1. I like to (**Verb**).
2. I am interested in (**verb + ing** or **Noun**)
3. I am fond of (**verb + ing** or **noun**)
4. I hate/love..... (**verb + ing**)
5. I am used to (**verb + ing**)

Now the last step is to start with suitable sentences.

- I would like to talk about my daily life.
- I like to explain my activities in a day.

To finish your talking,

- I have nothing more to say.
- That was all.

Exercise:

In this part, the students are assigned to talk about different topics.

Appendix 1: Irregular verbs

Infinitive	Past Simple	Past Participle
Infinitive	Past Simple	Past Participle
Be	Was, Were	Been
Bear	Bore	Born
Beat	Beat	Beaten, Beat
Become	Became	Become
Begin	Began	Begun
Bend	Bent	Bent
Bet	Bet	Bet
Bite	Bit	Bitten
Blow	Blew	Blown
Break	Broke	Broken
Bring	Brought	Brought
Build	Built	Built
Buy	Bought	Bought
Catch	Caught	Caught
Choose	Chose	Chosen
Come	Came	Come
Cost	Cost	Cost
Cut	Cut	Cut
Do	Did	Done
Draw	Drew	Drawn
Drink	Drank	Drunk
Drive	Drove	Driven
Eat	Ate	Eaten
Fall	Fell	Fallen
Feed	Fed	Fed
Feel	Felt	Felt
Fight	Fought	Fought
Find	Found	Found
Fly	Flew	Flown
Forget	Forgot	Forgotten
Freeze	Froze	Frozen

Get	Got	Got, Gotten
Give	Gave	Given
Go	Went	Gone
Grow	Grew	Grown
Have	Had	Had
Hear	Heard	Heard
Hide	Hid	Hidden, Hid
Hit	Hit	Hit
Hold	Held	Held
Hurt	Hurt	Hurt
Keep	Kept	Kept
Know	Knew	Known
Leave	Left	Left
Lend	Lent	Lent
Let	Let	Let
Make	Made	Made
Mean	Meant	Meant
Meet	Met	Met
Pay	Paid	Paid
Put	Put	Put
Read	Read	Read
Ride	Rode	Ridden
Ring	Rang	Rung
Rise	Rose	Risen
Run	Ran	Run
Saw	Sawed	Sawn, Sawed
Say	Said	Said
See	Saw	Seen
Sell	Sold	Sold
send	sent	Sent
Set	Set	Set
Shake	Shook	Shaken
Shoot	Shot	Shot
Shut	Shut	Shut
Sing	Sang	Sung

Sit	Sat	Sat
Sleep	Slept	Slept
Speak	Spoke	Spoken
Spend	Spent	Spent
Stand	Stood	Stood
Swim	Swam	Swum
Take	Took	Taken
Teach	Taught	Taught
Tear	Tore	Torn
Tell	Told	Told
Think	Thought	Thought
Throw	Threw	Thrown
Understand	Understood	Understood
Wake	Woke, Waked	Woken, Waked
Wear	Wore	Worn
Win	Won	Won
Write	Wrote	Written